



**Community Engagement
Window #1:
Confirming Community
Aspirations**

Engagement Summary Report



Introduction

Project Overview



In 2023, Orange County launched a major effort—called the Orange County Land Use Plan 2050 —to establish a cohesive, county-wide land use vision for the future and an actionable strategy to achieve that vision. This planning process will result in a rewrite of one of Orange County’s key policy documents—the Land Use Plan. [Click here](#) to view the currently adopted plan.

The Orange County Land Use Plan 2050 will serve to guide the County's growth and conservation efforts through the year 2050. By setting goals and objectives, County officials can use the document to guide policy decisions that effectively provide a high quality of life for community members. The Land Use Plan will consider a variety of topics related to physical planning in the community.

Why is this planning effort important?



The Orange County Land Use Plan 2050 is a critical opportunity to shape our community's future and **drive real action**. The planning process will result in policies and implementation strategies that will **guide change in our community over the next 20 years, including identifying areas for new development**.

Each member of our community is impacted in some way by land use decisions and this process allows for a robust discussion of future options in a meaningful way. The process will focus on **eliciting the opinions of community members** and will educate community members so that they can **make informed choices** about the County's future.

Why is this planning effort important?



Continued

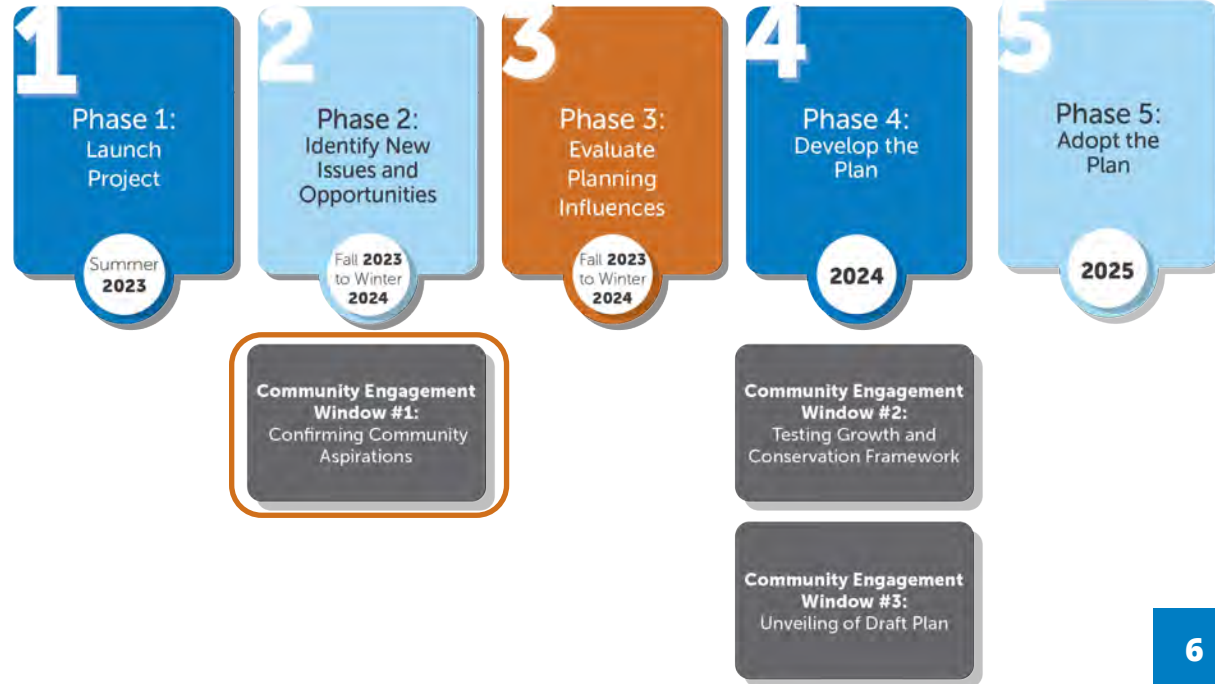
County leaders are listening and want to hear from you. This process will be carefully facilitated so that a kind and thoughtful conversation about the future of Orange County can be **accessed by all.**

All opinions and ideas will be considered, and **policy direction will be informed by community support.** Ideas and opinions will be documented and themed throughout the process. **Community support will be the foundation for policy direction.** The plan will provide a community vision to guide decision-makers, as well as specific policies and actions.

Project Timeline



- **Public engagement is one of the critical foundations for developing the Orange County Land Use Plan 2050.**
- The first Community Engagement Window - Confirming Community Aspirations was held as part of Phase 2.
- Two other community engagement windows will be held during Phase 4.



Community Engagement Window #1: Confirming Community Aspirations



- **The first Community Engagement Window - Confirming Community Aspirations** - was held from fall 2023 through winter of 2024.
- This phase of engagement asked community members to define aspirations for Orange County in 2050 that can help lead to the vision and goals for the plan.



Community Engagement Window #1: Confirming Community Aspirations



- This document provides a summary report of the **activities, objectives, and outcomes** of Community Engagement Window #1.
- Verbatim responses to open-ended questions are provided at the end of the document in the Appendix.






Engagement Activities

Community Engagement Window (CEW) #1



Completed CEW#1 activities included:

- ✓ October 2023 Public Workshop
- ✓ January 2024 Additional Community Meetings (Jan. 19 and 20)
- ✓ Orange County Road Show (Jan. 31 and Feb. 1)
- ✓ Online activities available (October 26 – February 1)



Community Engagement Window #1



Publicity and Outreach Efforts

- Equity Database
 - Compiled contacts of DEI organizations and nonprofits and businesses owned by BIPOC/minorities, women, and veterans in Orange County
 - Email notice to 70+ organizations in the Equity Database
 - Direct outreach with 100+ contacts from Equity Database by Tate Consulting
- Project website collected email addresses; contacts received regular updates

Plan de Ordenamiento Territorial 2050 del Condado de Orange

Taller Público

Unase a nosotros en el primer taller público como lanzamiento oficial del proyecto del Plan de Ordenamiento Territorial 2050 del Condado de Orange.

El objetivo de este taller es definir las aspiraciones de la comunidad para el Condado de Orange en 2050 que puedan ayudar a conducir a la visión y las metas del plan.

Habrà interpretación simultànea en espaol durante el evento.

Jueves 26 de octubre de 6:00 a 8:00 pm
Bonnie B. Davis Center, 1020 US-70, Hillsborough, NC



ORANGE COUNTY
LAND USE PLAN
2050



ORANGE COUNTY
LAND USE PLAN
2050
Guiding Our Future

Escanear para ver el proyecto website!
orangecountylanduseplan.com

Orange County Land Use Plan 2050

Public Workshop

Join us for the first public workshop as the official launch of the Orange County Land Use Plan 2050 project.

The goal of this workshop is to define community aspirations for Orange County in 2050 that can help lead to the vision and goals for the plan.

Thursday, October 26 - 6-8pm
Bonnie B. Davis Center, 1020 US-70, Hillsborough, NC



ORANGE COUNTY
LAND USE PLAN
2050



ORANGE COUNTY
LAND USE PLAN
2050
Guiding Our Future

Scan to view project website!
orangecountylanduseplan.com

Community Engagement Window #1



Publicity and Outreach Efforts (cont.)

- Social media flyers in English and Spanish
- Weekly Orange County Newsletter
- Planning and Inspections Department Monthly Newsletter
- Email notices to County stakeholder advisory boards
- Banner on County's main homepage
- Project website linked from the Planning and Inspections Department homepage
- On television monitors throughout County facilities
- Yard signs posted outside County offices
- Project website and logo added to County staff email signature

Plan de Ordenamiento Territorial 2050 del Condado de Orange

Taller Público

Únase a nosotros en el primer taller público como lanzamiento oficial del proyecto del Plan de Ordenamiento Territorial 2050 del Condado de Orange.

El objetivo de este taller es definir las aspiraciones de la comunidad para el Condado de Orange en 2050 que puedan ayudar a conducir a la visión y las metas del plan.

Habrà interpretación simultànea en español durante el evento.

Jueves 26 de octubre de 6:00 a 8:00 pm
Bonnie B. Davis Center, 1020 US-70, Hillsborough, NC



ORANGE COUNTY
LAND USE PLAN
2050



Orange County Land Use Plan 2050

Public Workshop

Join us for the first public workshop as the official launch of the Orange County Land Use Plan 2050 project.

The goal of this workshop is to define community aspirations for Orange County in 2050 that can help lead to the vision and goals for the plan.

Thursday, October 26 - 6-8pm
Bonnie B. Davis Center, 1020 US-70, Hillsborough, NC



ORANGE COUNTY
LAND USE PLAN
2050

Escanear para ver el proyecto website!
orangecountylanduseplan.com



Scan to view project website!
orangecountylanduseplan.com

Community Engagement Window #1



Public Workshop October 26, 2023

- Spanish interpreter services were available
- Held at Bonnie B. Davis Environment & Agricultural Center
- Presentation with overview of project
- Collected feedback from participants at four stations by planning topic



Community Engagement Window #1



- Total of **164 surveys received**
- At least 146 surveys were received at in-person meetings



Forum	Surveys Received	Approximate Number of Attendees
October 2023 Bonnie B. Davis	27	30+
January 19, 2024 Cedar Grove Community Center	67	70+
January 20, 2024 Southern Human Services Center	49	50+
January 31 and February 1, 2024 Orange County Road Show	3	40
Online surveys	14	--
Total	164	190



Engagement Objectives

Engagement Objectives

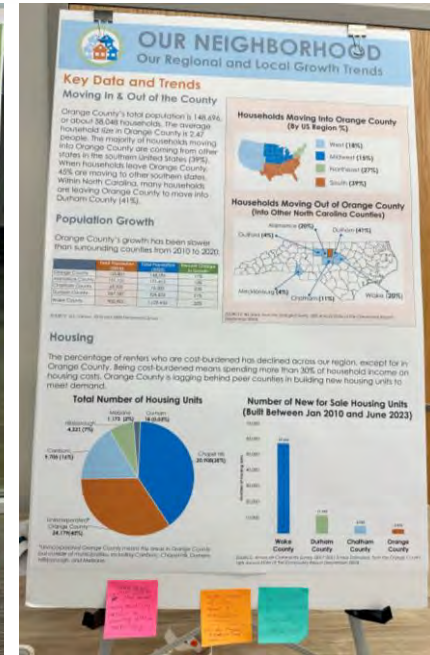
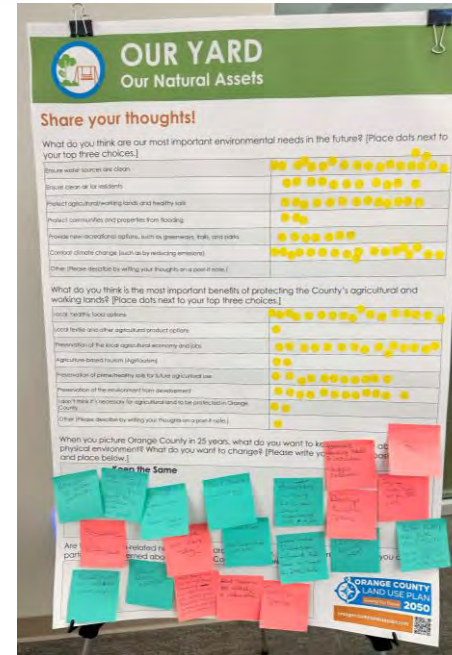


The three objectives of Community Engagement Window #1 included:

1 Engagement Satisfaction

2 Representative Engagement

3 Increased Engagement



Engagement Objectives



1 Engagement Satisfaction

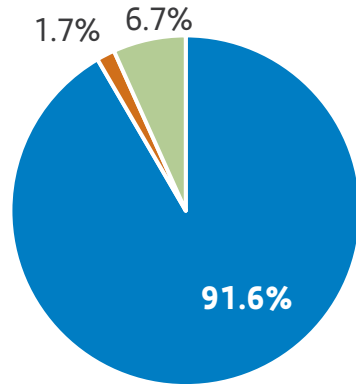
Using exit questionnaires, participants will be asked to evaluate their satisfaction with community engagement activities. Our aim is to make engagement easy, accessible, and fun. Members of the public should enjoy their experience and feel they were heard and respected.

Engagement Objectives



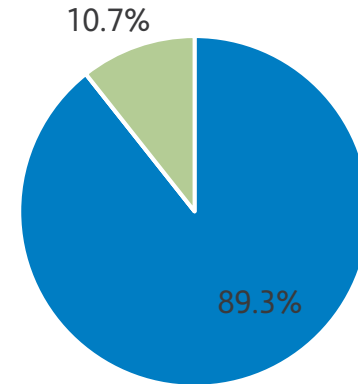
1 Engagement Satisfaction

Were you comfortable sharing your input today?



■ Yes ■ No ■ Other
119 responses

Will you participate in future events?



■ Yes ■ No ■ Maybe
122 responses

*127 out of 164 total participants submitted voluntary, self-reported exit questionnaires.

Engagement Objectives



2 Representative Engagement

Participants that provide feedback should be representative of Orange County across the following factors: age, race/ethnicity, location of residence, and renter/homeowner. Recent Census data will be used to evaluate representation. The information will be leveraged to improve future engagement efforts to improve representation.

Engagement Objectives



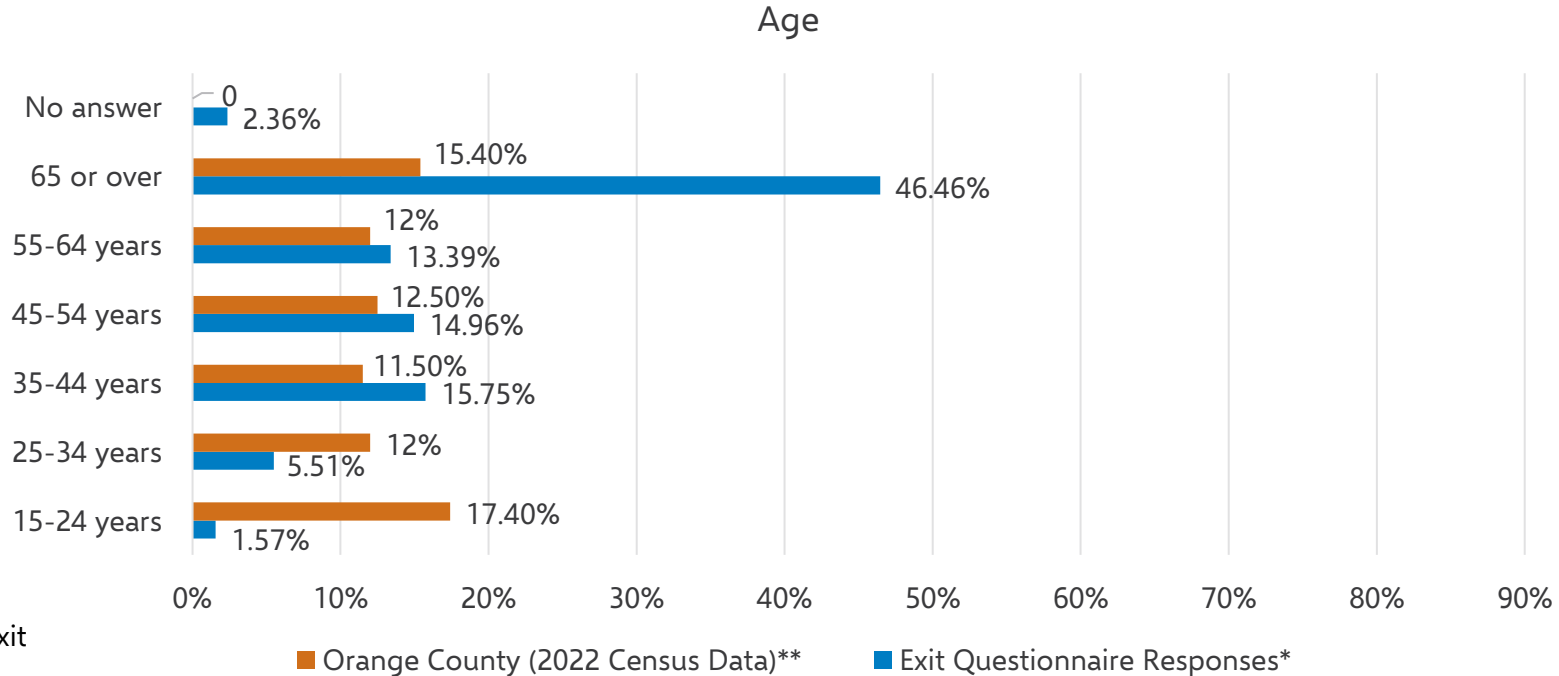
2 Representative Engagement

- Age
- Race/Ethnicity
- Location of Residence
- Renter/Homeowner

Engagement Objectives



2 Representative Engagement

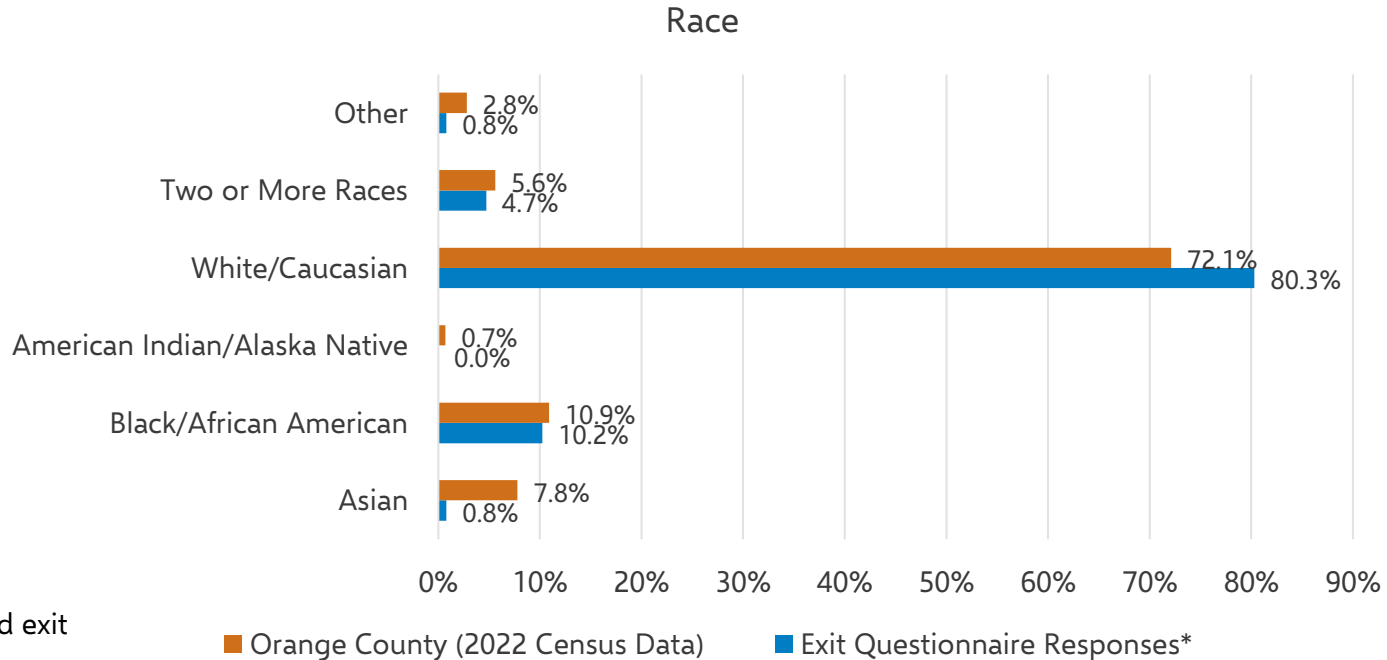


*127 out of 164 total participants submitted voluntary, self-reported exit questionnaires.

Engagement Objectives



2 Representative Engagement



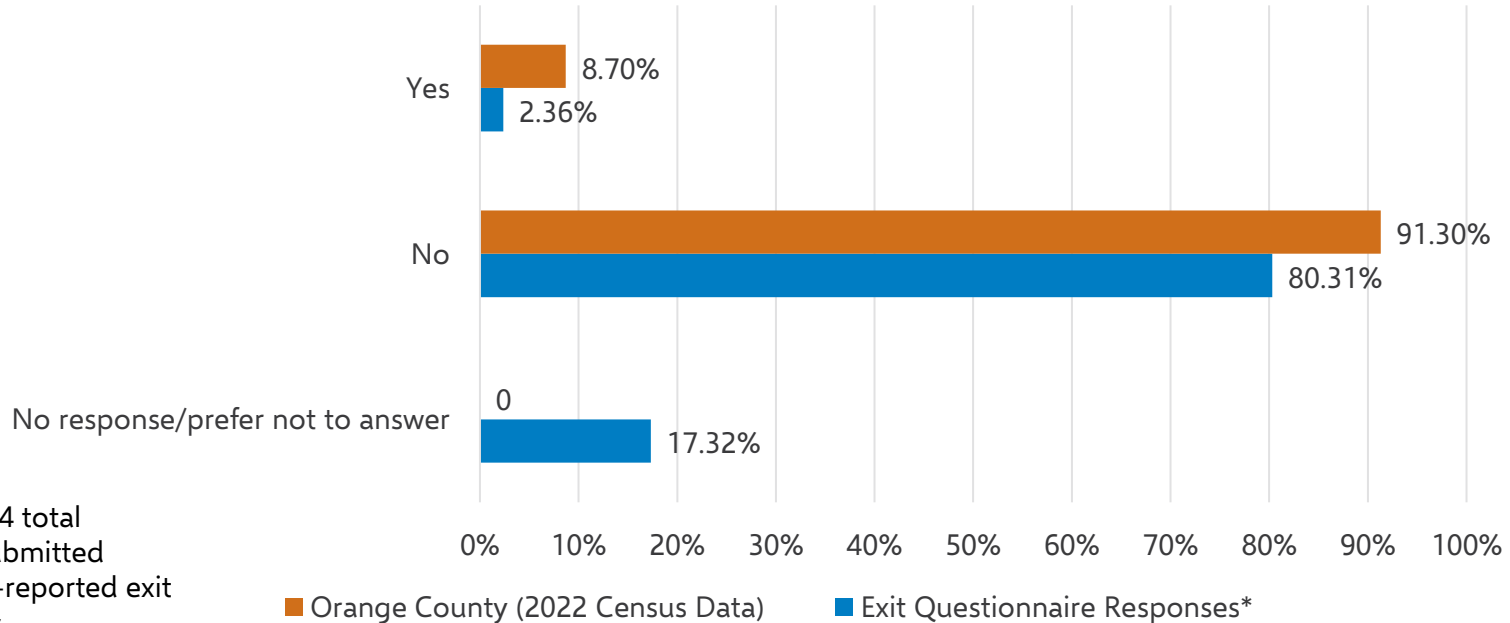
*127 out of 164 total participants submitted voluntary, self-reported exit questionnaires.

Engagement Objectives



2 Representative Engagement

Hispanic/Latino



*127 out of 164 total participants submitted voluntary, self-reported exit questionnaires.

Engagement Objectives



2 Representative Engagement

	Orange County Population (2022 Census)	Exit Questionnaires*
Unincorporated Orange County	36.7%	48.2% ↑
Chapel Hill	39.9%	20.5% ↓
Carrboro	14.2%	3.6% ↓
Hillsborough	6.7%	18.8% ↑
Mebane	2.5%	2.7% ~
Durham	0.1%	NA
Other	NA	6.3%

*127 out of 164 total participants submitted voluntary, self-reported exit questionnaires.

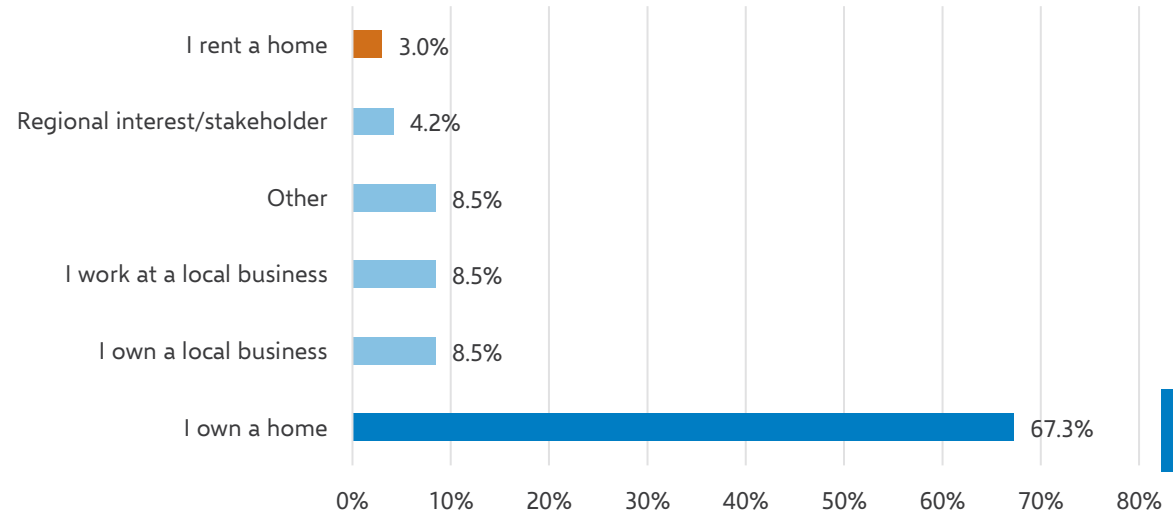
Engagement Objectives



2 Representative Engagement

- According to the Census, **67.2% of households in Orange County own their homes** and **32.8% are renters.**

Tell us about your connection to Orange County. [Please check all that apply.]



Engagement Objectives



3 Increased Engagement

A benchmark for total numbers of responses received will be set to measure engagement for all three community engagement windows. It is recommended to use the number of participants from the last community-wide planning engagement activity as the goal to exceed.

The benchmark used will be comparing the Orange County Land Use Plan 2050 responses to the Orange County Climate Action Plan, which was recently completed in the community.

Engagement Objectives



3 Increased Engagement

Benchmark: The Orange County Climate Action Plan

Activity	Climate Action Plan	LUP2050
Community Survey	510 completed surveys	164 complete surveys for Community Engagement Window #1 Community Engagement Windows #2 and #3 will occur in later 2024 and 2025 respectively. The goal will be to meet or exceed the 510 total from the Climate Action Plan.
In Person/Live Engagement	Draft CAP Symposium: 12 attendees Online Focus Groups: 40 participants total	Stakeholder Interviews: 57 participants October Workshop: 27 attendees January 19 Cedar Grove Meeting: 70+ January 20 Southern Human Services Meeting: 50+ January 31 and February 1 Orange County Road Show: 40+

Engagement Objectives



- Takeaways from Community Engagement Window #1 to Apply to Community Engagement Window #2
 - **Engagement satisfaction:** continue to offer online options and creative, fun, and accessible options
 - **Representative engagement:** Create partnerships/connections and tailor outreach efforts to increase representative participation (Hispanic/Latino and Asian community members, youth, renters, and Chapel Hill/Carrboro residents)
 - **Increased engagement:** Continue to increase overall engagement numbers, including online engagement



Engagement Outcomes

Community Engagement Window #1 Outcomes



- Questions were organized into four categories:
 - Regional and Local Growth
 - Diverse People and Communities
 - Economy, Jobs, and Commuting
 - Natural Assets
- Responses to the questions are presented on the following pages.
- The same questions were posed to participants for both online engagement and in person meetings.
- Online, four short surveys were offered to encourage participation as time and interest allowed.

CEW#1 Outcomes: Regional and Local Growth



Questions

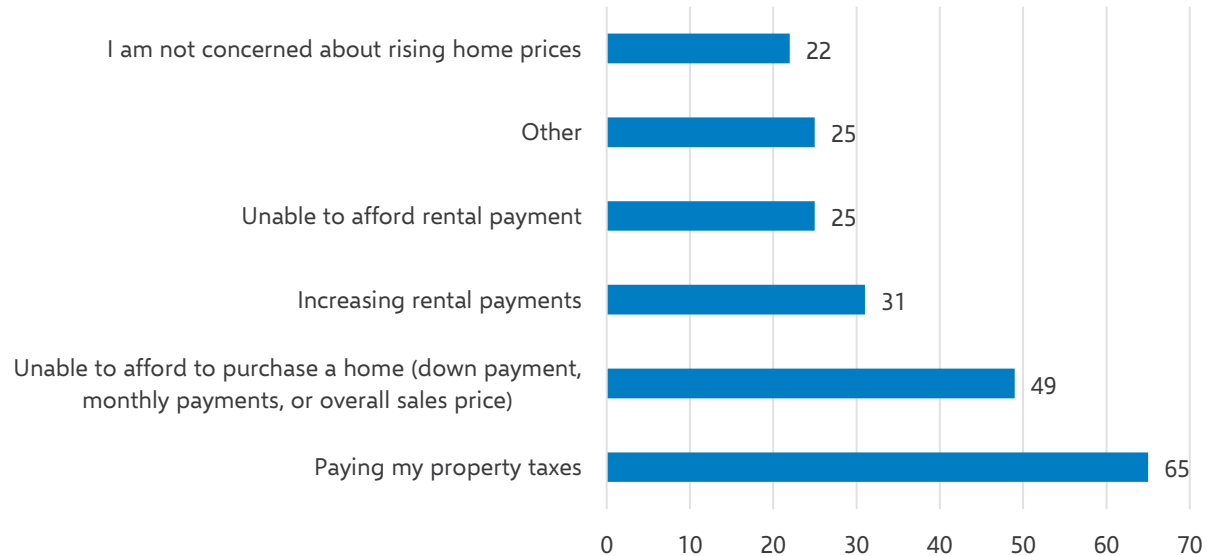
- 1) Are you concerned about rising costs of housing? If so, what are your biggest concerns related to costs of housing? [Please check your top three choices.]
- 2) In 2050, what should be Orange County's identity in the region? [Please check your top three choices.]
- 3) What are the key issues related to local and regional growth that should be addressed in this plan? [Please check your top three choices.]

CEW#1 Outcomes: Regional and Local Growth



- Responses emphasized concern about the rising costs of housing
 - The majority of “Other” responses noted that while the participant themselves could afford housing, they were worried about low-income residents being pushed out and critical workers who cannot afford to live in Orange County.

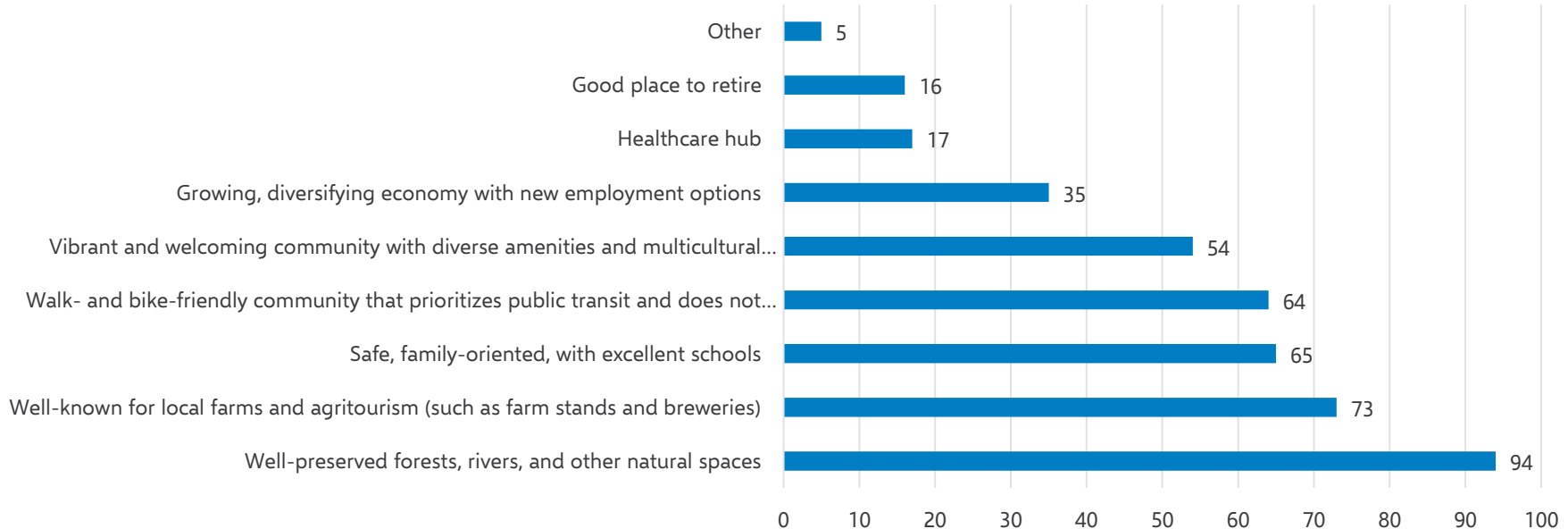
Are you concerned about rising costs of housing? If so, what are your biggest concerns related to costs of housing? [Please check your top three choices.]



CEW#1 Outcomes: Regional and Local Growth



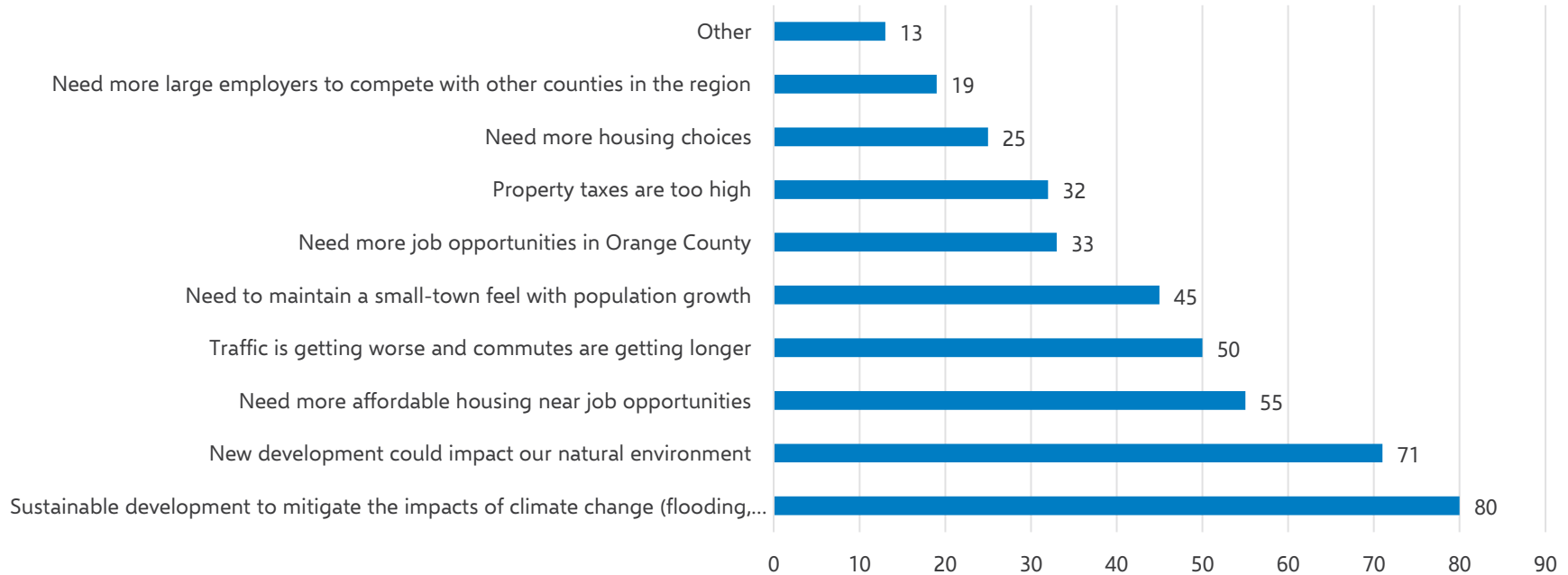
In 2050, what should be Orange County's identity in the region? [Please check your top three choices.]



CEW#1 Outcomes: Regional and Local Growth



What are the key issues related to local and regional growth that should be addressed in this plan? [Please check your top three choices.]



CEW#1 Outcomes: Diverse People and Communities



Questions

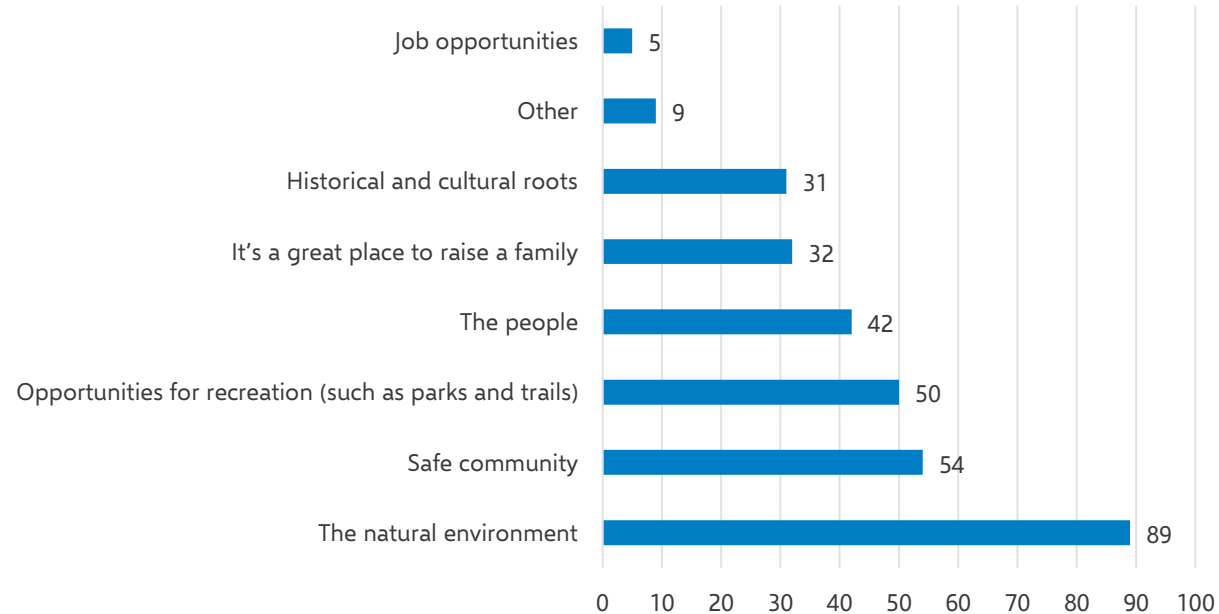
- 1) What do you like the most about Orange County? [Please check your top three choices.]
- 2) What will keep you and/or your family in Orange County over the next 25 years? [Please check your top three choices.]
- 3) What is your biggest concern about the future of the county?

CEW#1 Outcomes: Diverse People and Communities



- Responses emphasized how much the natural environment is valued in Orange County

What do you like the most about Orange County?
[Please check your top three choices.]

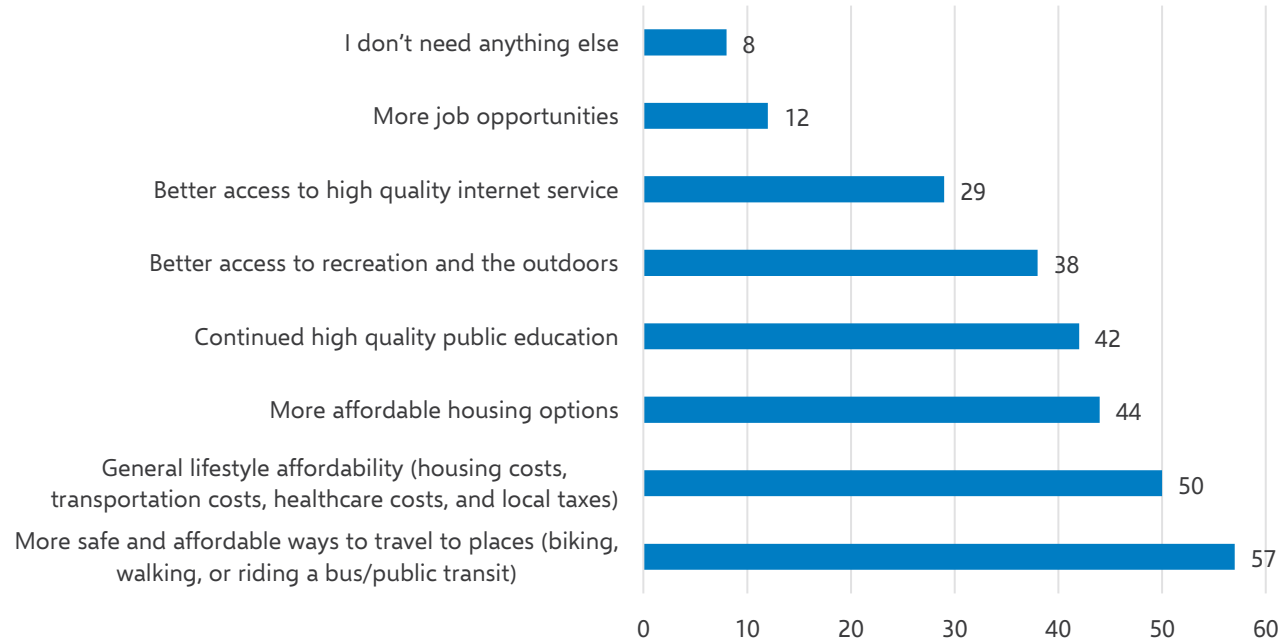


CEW#1 Outcomes: Diverse People and Communities



- Participants noted that affordability is a key factor in staying in Orange County for the next 25 years
- (Housing, transportation, healthcare, etc.)

What will keep you and/or your family in Orange County over the next 25 years? [Please check your top three choices.]



CEW#1 Outcomes: Diverse People and Communities



“What is your biggest concern about the future of the county?”

A total of 63 comments were received, which were themed by primary and secondary topic mentioned (if applicable) of the comment. The totals and a brief description are provided below.

- **Sustainable Land Use, Growth, and Sprawl (23):** Interest in sustainable development to balance growth, protect environmental resources, and invest in necessary infrastructure improvements. Concern about sprawl and growth into unincorporated Orange County from the municipalities and the impacts on agriculture, the natural environment, transportation systems, and utilities/infrastructure.
- **Natural Environment Protection/Conservation (11):** Strong desire to protect and conserve the natural environment, including wetlands, wildlife areas, watersheds and water quality, tree canopy, etc.
- **Living Affordability and Equity (9):** Concerns about racial equity and affordability for families, young people, low-income households, and those who work in Orange County.
- **Transportation (5):** Interest in reducing traffic and pollution from vehicles. Interest in seeing road infrastructure enhancements and improvements.
- **Community Engagement (4):** Desire for equitable community engagement as a foundation for policy changes.
- **Economic Growth (4):** Interest in growing the economy in Orange County to provide job opportunities.
- **Taxes (4):** Concern about property taxes.
- **Housing Affordability (4):** Concern about high housing costs and lack of affordability for Orange County workers to live in the county.
- **Impacts of Climate Change/Climate Action (4):** Concern about the impacts of climate change and interest in seeing continued and improved climate action plan in the community.
- **Arts and Culture (2):** Interest in maintaining the community culture that is supportive of the arts.
- **Multimodal Access (2):** Interest in bicycle and pedestrian infrastructure and connections to mixed use areas.
- **Utilities and Infrastructure (2):** Concern about water supply and access to water/sewer services.
- **Agricultural/Working Lands Protection (1):** Protection of farms.

CEW#1 Outcomes: Economy, Jobs, and Commuting



Questions

- 1) How should Orange County support workers and the development of new jobs through land use policy? [Please check your top three choices.]
- 2) What types of new employment development do you support in unincorporated Orange County? [Please check your top three choices.]
- 3) Do you have any other thoughts about economic development or jobs in Orange County?

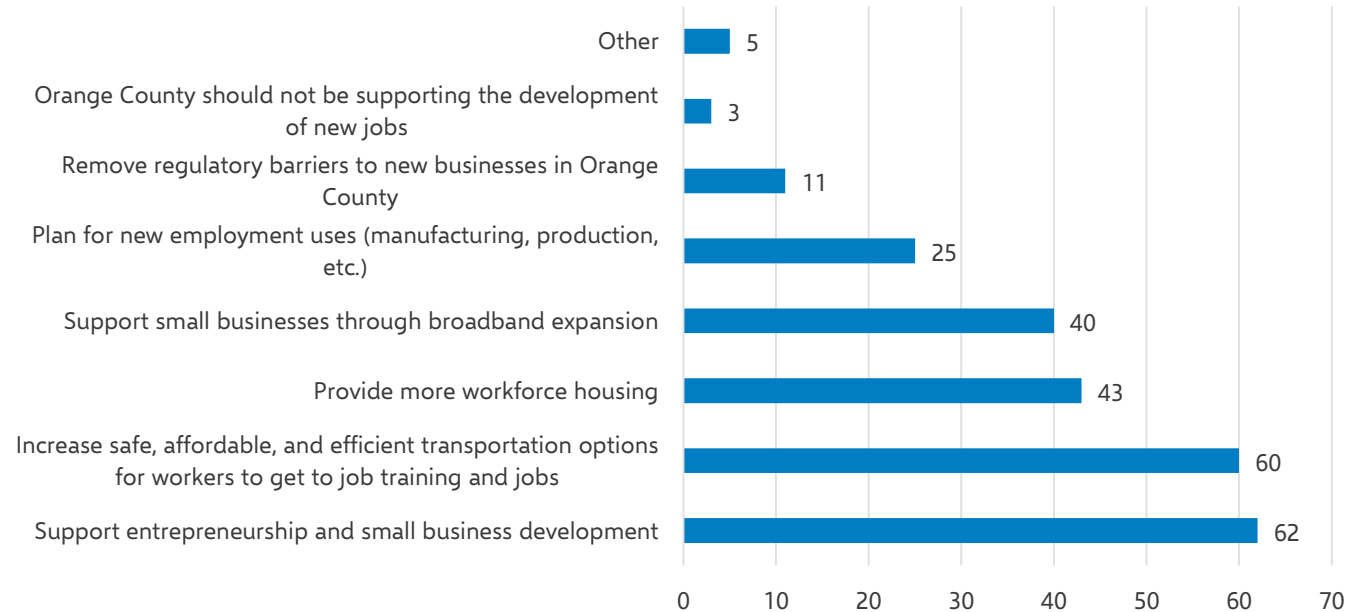
CEW#1 Outcomes: Economy, Jobs, and Commuting

Question 1



- Responses emphasized small business development and increasing transportation options for employment

How should Orange County support workers and the development of new jobs through land use policy? [Please check your top three choices.]

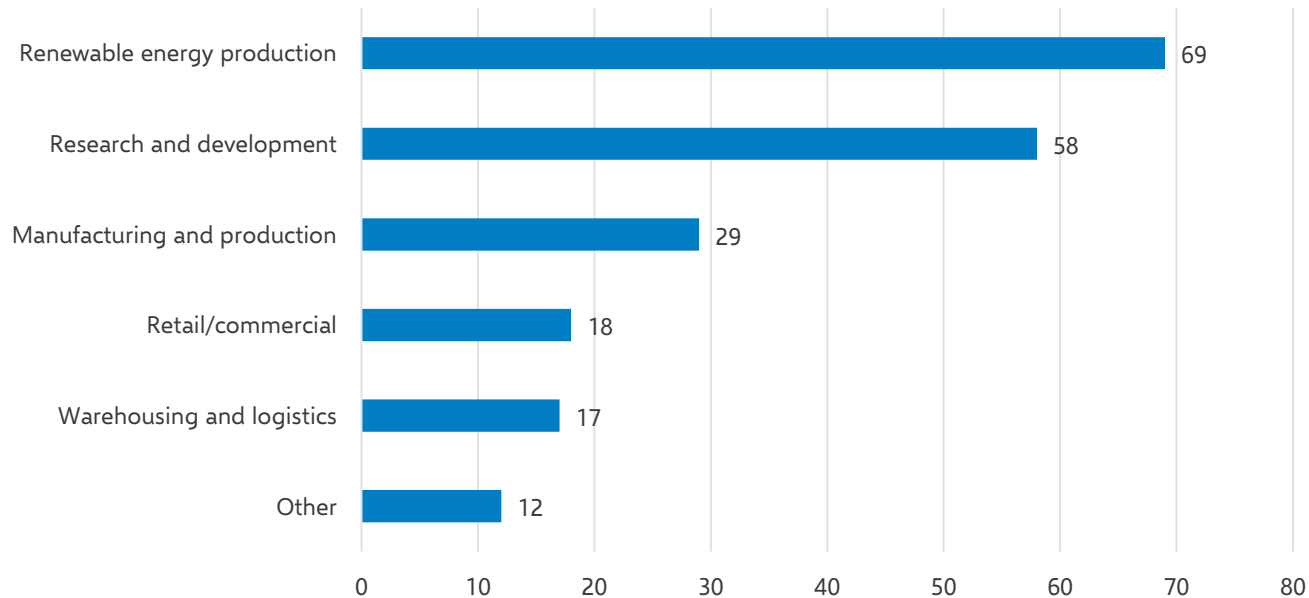


CEW#1 Outcomes: Economy, Jobs, and Commuting

Question 2



What types of new employment development do you support in unincorporated Orange County? [Please check your top three choices.]



CEW#1 Outcomes: Economy, Jobs, and Commuting

Question 3



“Do you have any other thoughts about economic development or jobs in Orange County?”

A total of 40 comments were received, which were themed by primary and secondary topic mentioned (if applicable) of the comment. The totals and a brief description are provided below.

- **Local Businesses (8):** Strong support for locally owned businesses, such as neighborhood or corner stores, and support for community entrepreneurs that hire local employees.
- **Transit and Multimodal Transportation (7):** Interest in seeing reduction in commuting times or distances and an increase in public transit, as well as support for regional rail, and pedestrian and bicycling infrastructure.
- **Tax Revenue and Income (5):** Interest in seeing more commercial development that supports non-residential tax revenue as well as increase income opportunities to improve affordability.
- **Sustainable Growth and Development (5):** Concern about sprawl and where new growth will occur (and the impact on rural areas); interest in seeing sustainable development.
- **Environmental Protection and Conservation (5):** Interest in preserving and conserving the natural environment, including supporting native species/ecosystems and coordinating with sustainable design (such as solar panels).
- **Housing Affordability (4):** Concern about the median house prices compared to median income, lack of diversity in housing options, and low supply of housing.
- **Economic Growth (3):** Interest in seeing more job opportunities from economic growth in Orange County.
- **Utilities and Infrastructure (3):** Lack of internet and access to water/sewer cited as barriers to increasing housing supply.
- Other:
 - Agricultural/Working Lands (1)
 - Community Engagement and Governance (1)
 - Local Food System (1)
 - Tourism (1)
 - Traffic (1)

CEW#1 Outcomes: Natural Assets



Questions

- 1) What do you think are our most important environmental needs in the future? [Please check your top three choices.]
- 2) What do you think is the most important benefits of protecting the County's agricultural and working lands? [Please check your top three choices.]
- 3) Are there climate-related hazards (heat, drought, wildfire, flooding, storms, etc.) that you are particularly concerned about in Orange County? What are they?

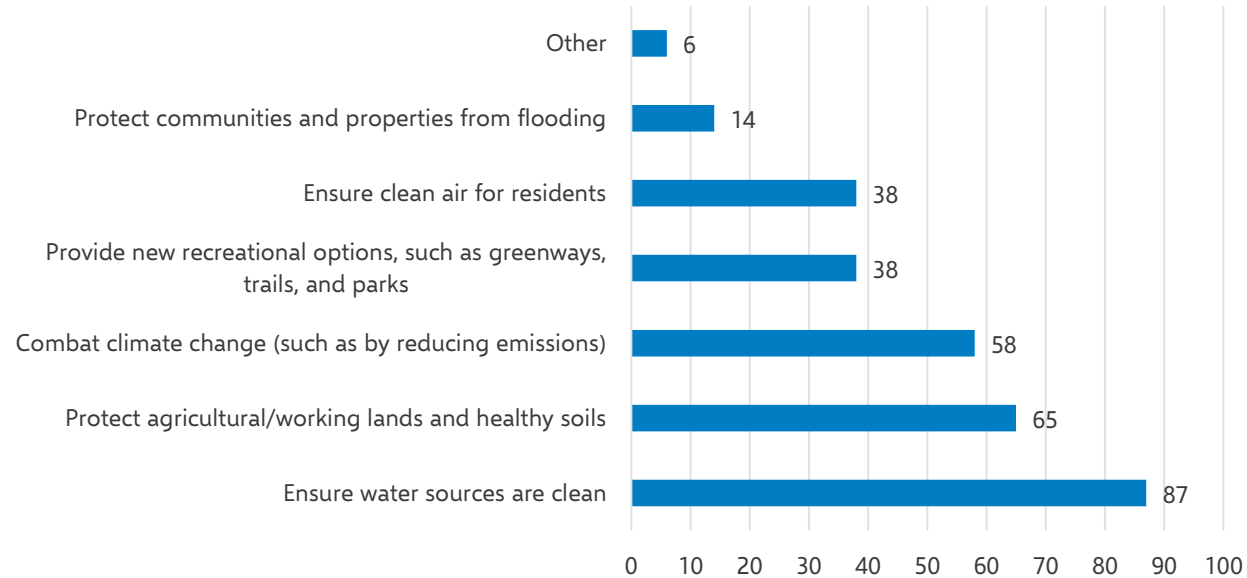
CEW#1 Outcomes: Natural Assets



- Responses emphasized keeping a clean water supply, protecting agricultural/working lands and healthy soils, and combating climate change

What do you think are our most important environmental needs in the future?

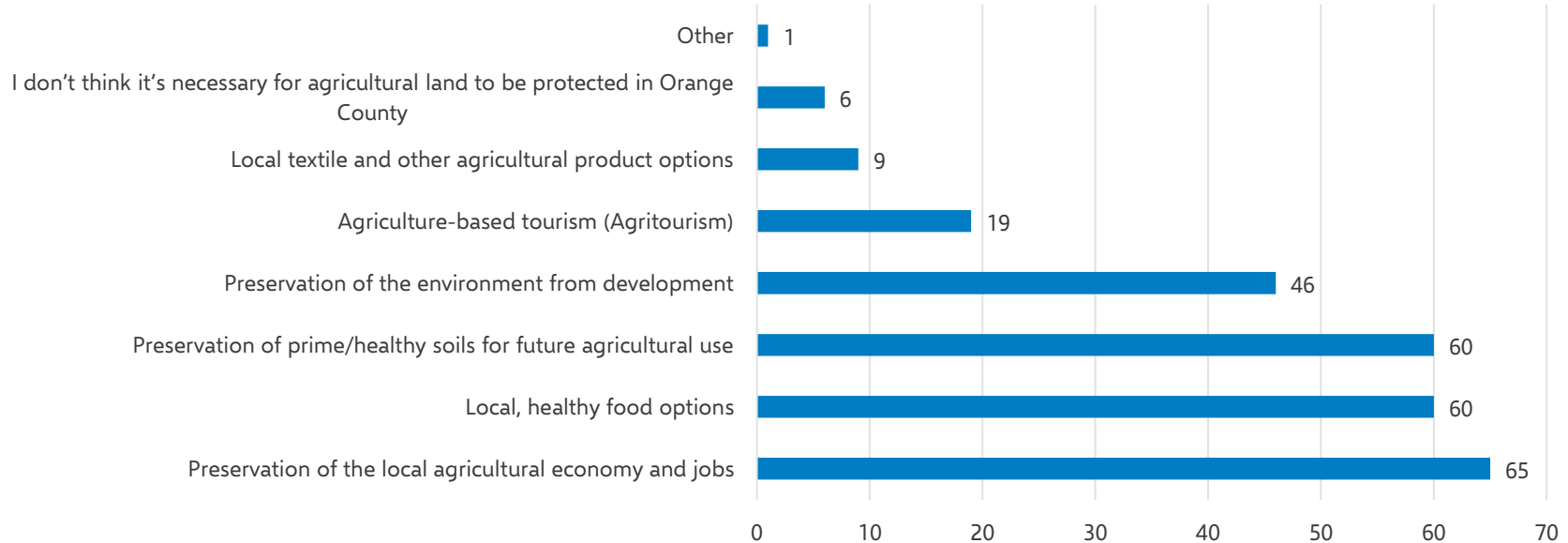
[Please check your top three choices.]



CEW#1 Outcomes: Natural Assets



What do you think is the most important benefits of protecting the County's agricultural and working lands? [Please check your top three choices.]



CEW#1 Outcomes: Natural Assets



“Are there climate-related hazards (heat, drought, wildfire, flooding, storms, etc.) that you are particularly concerned about in Orange County? What are they?”

A total of 39 comments were received, which were themed by up to four hazards or topics mentioned in the comment. The responses by theme include:

- Drought (10)
- Flooding (10)
- Heat (10)
- Protecting water resources (including quality and supply, watersheds, etc.) (9)
- All listed hazards (heat, drought, wildfire, flooding, storms) (7)
- Storms (7)
- Not concerned about climate-related hazards (5)
- Limiting invasive species (2)
- Wildfire (2)
- Other
 - Carbon emissions (1)
 - Erosion (1)
 - Protecting tree canopy (1)
 - Encouraging sustainable development and design (1)
 - Uncertainty around future impacts of climate change (1)
 - Protecting vulnerable populations from climate-related hazards (1)

CEW#1 Outcomes: Takeaways



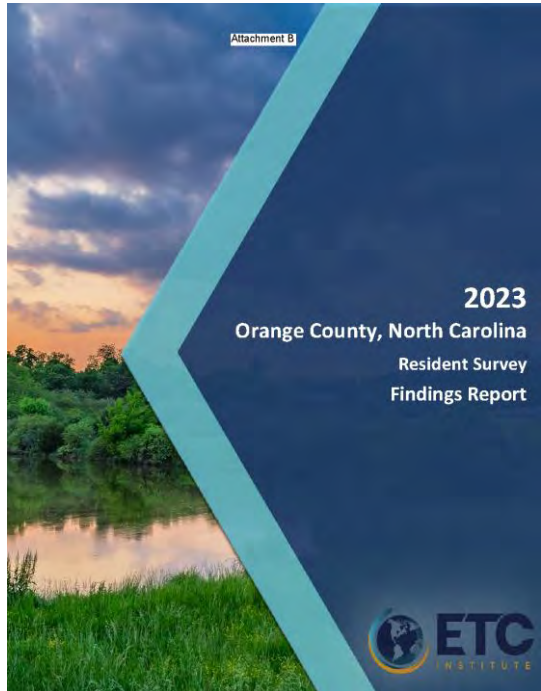
- Across all questions, participants brought up **concerns about growth and sustainable development and maintaining Orange County's natural assets**
- Participants **highly value the natural environment** of Orange County and want to see protections for air, water, and soil quality
- **Affordability (especially for housing) is a major concern**, especially the impacts of Orange County workers needing to live elsewhere and commute in
- **Concern about the impacts of climate change** and want to see climate action
- Some interest in seeing growth in local employment opportunities
- **Policy guidance will need to balance these land use needs** and carefully weigh tradeoffs for competing priorities

Next Steps



- During the spring and summer of 2024, the Project Team will be developing the plan. This includes:
 - Draft Plan Framework, Vision, and Goals
 - Growth and Conservation Framework
 - Land Use & Development Recommendations Report
- Community Engagement Window #2: Testing Growth and Conservation Framework is scheduled for late 2024.

Connection to the Strategic Plan Survey



- As part of the Orange County Strategic Plan, a statistically significant survey was conducted.
- In total, 604 surveys were completed.
- The Strategic Plan survey was conducted by Berry Dunn/ETC Institute and presented to the BOCC during September 12, 2023 work session.
- The Orange County Land Use Plan 2050 process will leverage findings from the Strategic Plan.
- The following pages share inputs from the Strategic Plan survey that relate to the development of the land use plan.

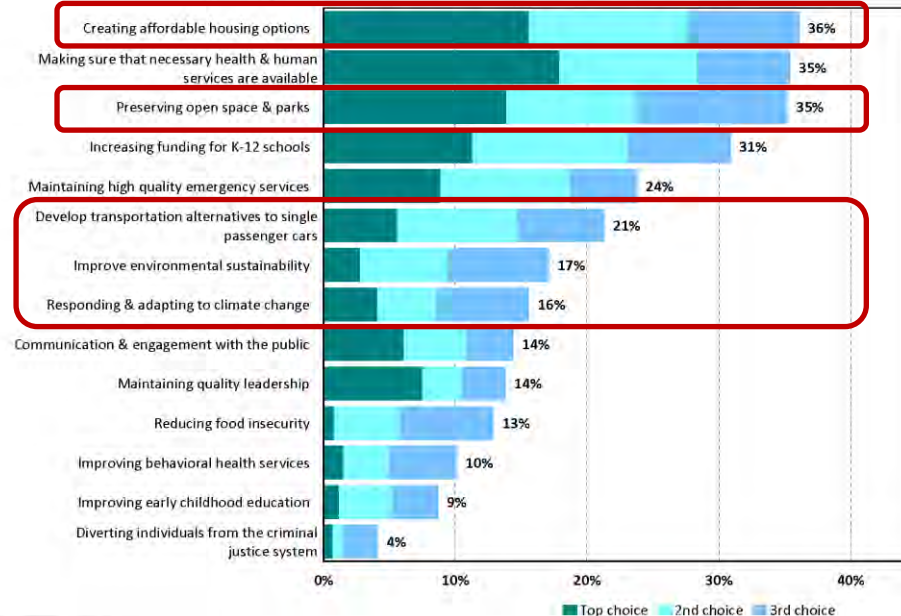
Inputs from Strategic Plan Survey



Orange County, NC 2023 Survey

Q1. Most critical roles for the County government in the next 10 to 20 years

by percentage of respondents who selected the items as one of their top three choices



 = Direct Land Use Plan implication (including nexus with transportation)

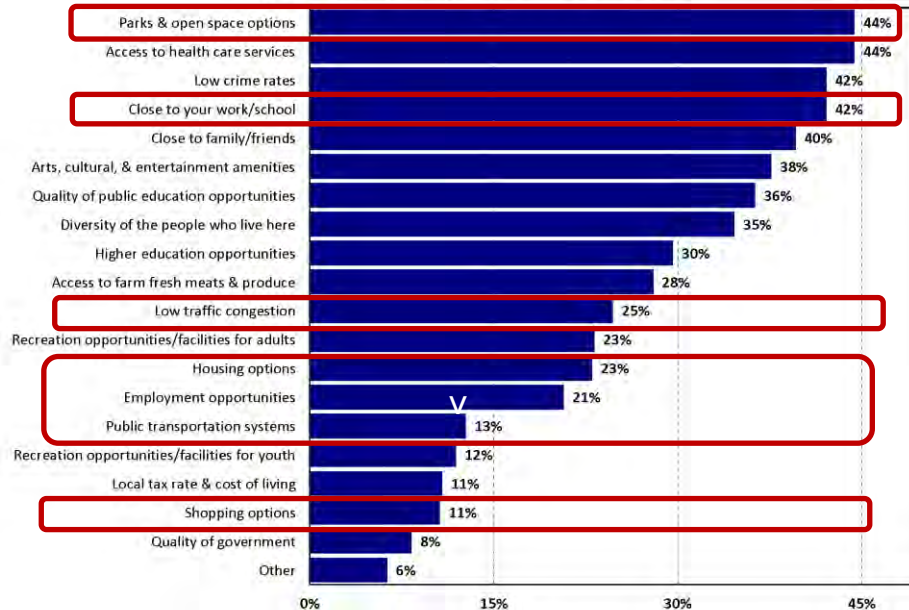
Inputs from Strategic Plan Survey



Orange County, NC 2023 Survey

Q3. Reasons residents choose to live in Orange County:

by percentage of respondents (multiple selections could be made)



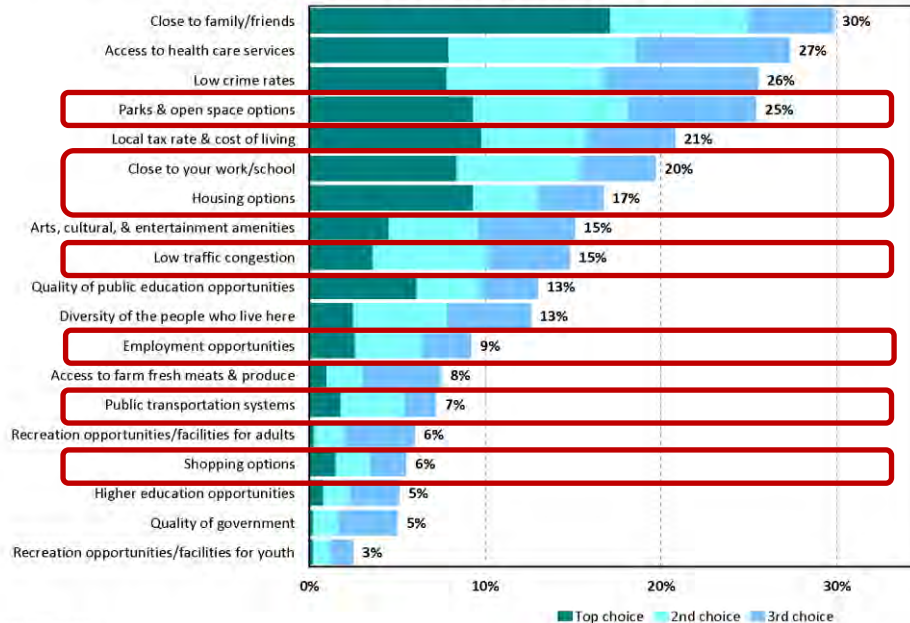
Inputs from Strategic Plan Survey



Orange County, NC 2023 Survey

Q4. Biggest influences on the decision to stay in the county over the next five years

by percentage of respondents who selected the items as one of their top three choices



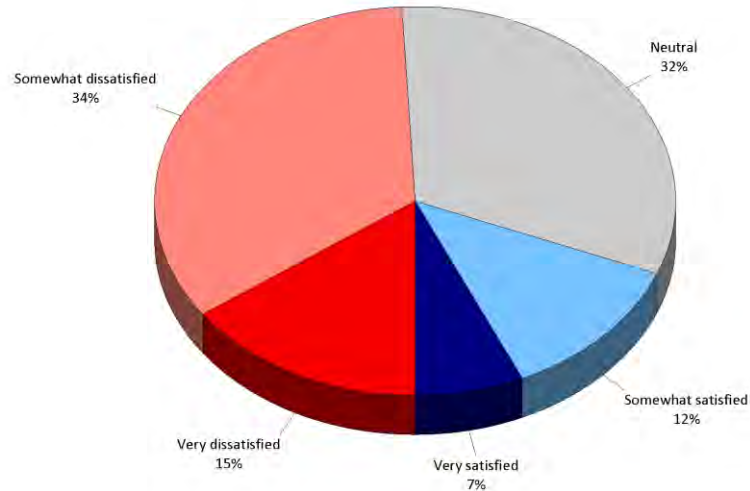
Inputs from Strategic Plan Survey



Orange County, NC 2023 Survey

Q8. What is your level of satisfaction with the availability of affordable housing in the County?

by percentage of respondents (excluding "don't know")



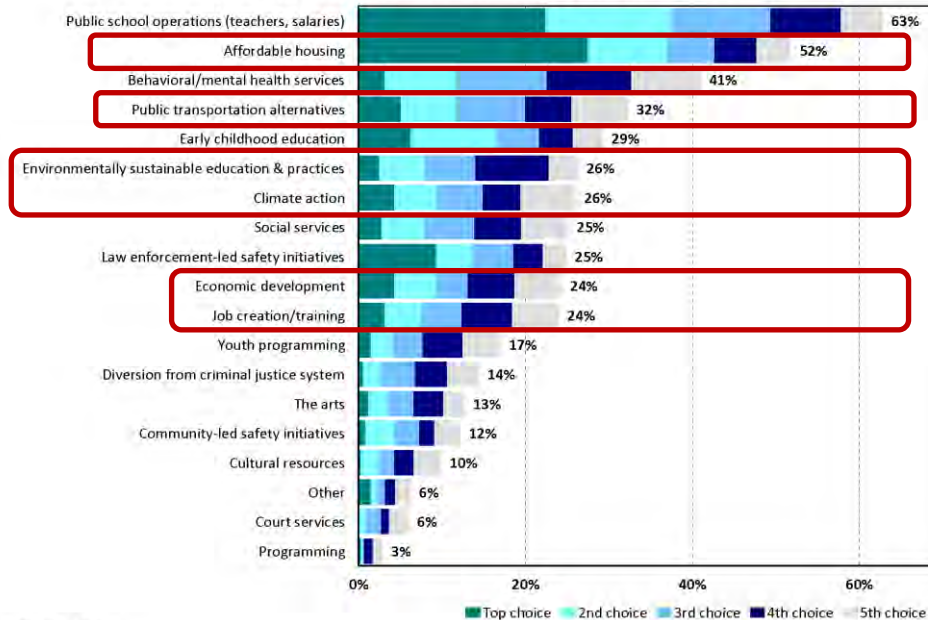
Inputs from Strategic Plan Survey



Orange County, NC 2023 Survey

Q11. Top local government services to be prioritized

by percentage of respondents who selected the items as one of their top five choices



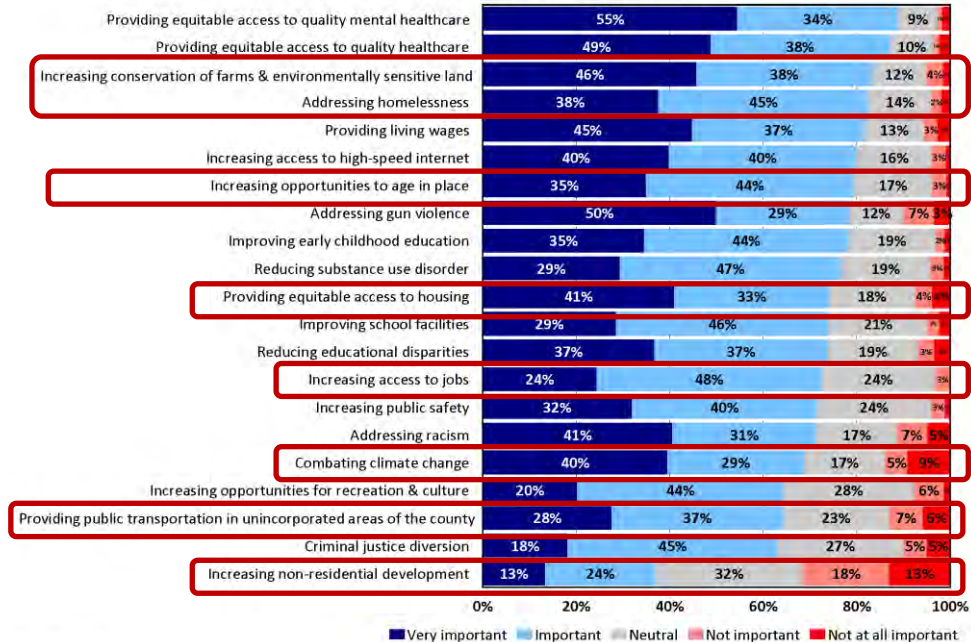
Inputs from Strategic Plan Survey



Orange County, NC 2023 Survey

Q17. Rated Future Priorities of the County

by percentage of respondents (excluding "don't know")



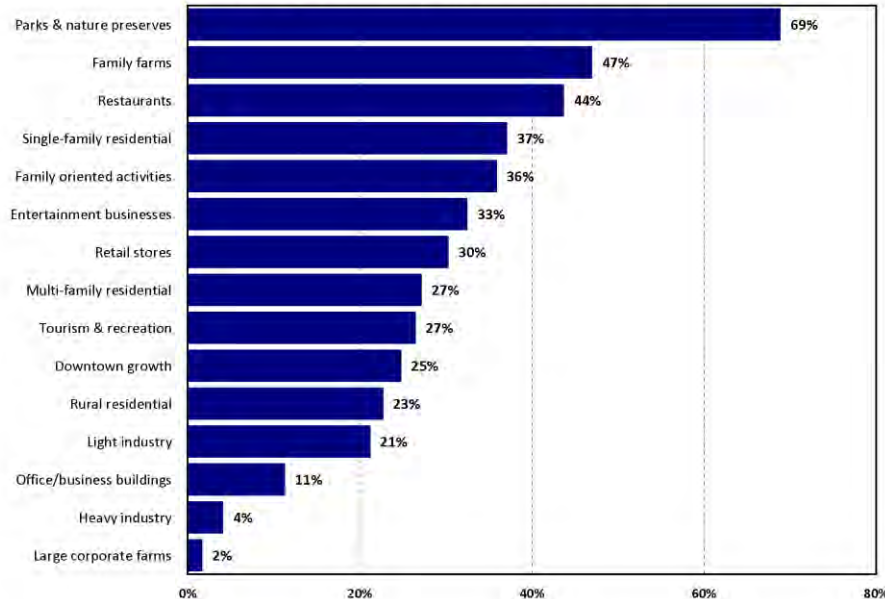
Inputs from Strategic Plan Survey



Orange County, NC 2023 Survey

Q23. Types of development/growth wished to be seen in Orange County:

by percentage of respondents (multiple selections could be made)



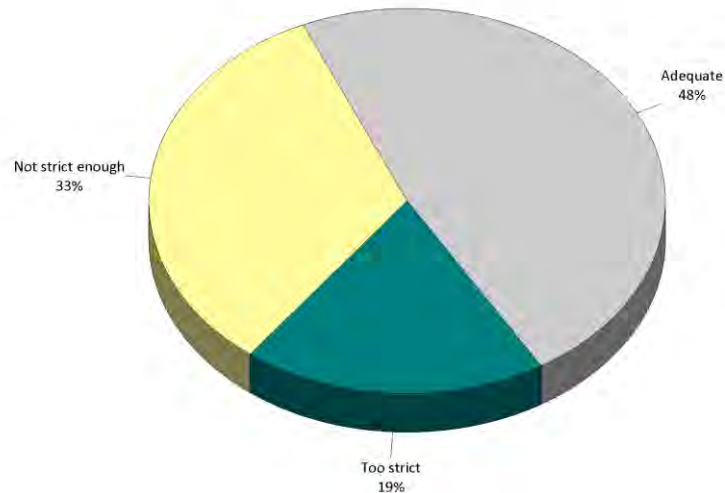
Inputs from Strategic Plan Survey



Orange County, NC 2023 Survey

Q25. Current zoning regulations/restrictions that are in place to protect public health, safety, and welfare; preserve agricultural land; conserve natural resources and promote orderly development are:

by percentage of respondents (excluding "don't know")



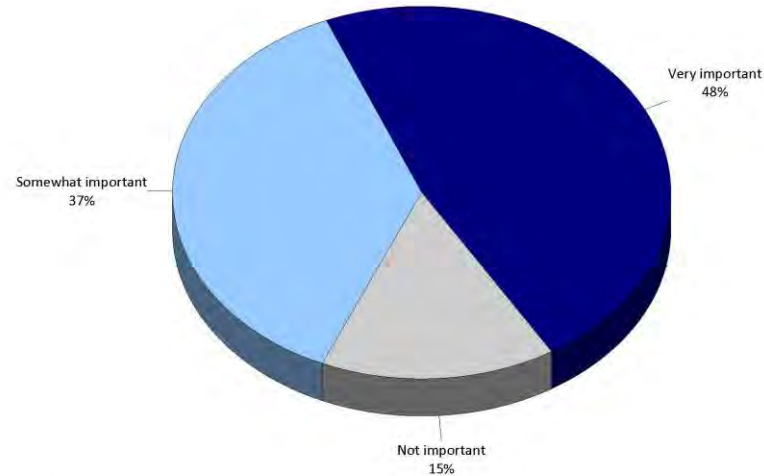
Inputs from Strategic Plan Survey



Orange County, NC 2023 Survey

Q26. How important is increasing alternative modes of transportation (i.e., bus, ride sharing services, biking, walking, train) to the future of the County?

by percentage of respondents (excluding "not provided")




Inputs from Strategic Plan Survey



Orange County, NC 2023 Survey

Q30. Should the County be concerned about protecting open space?

by percentage of respondents (excluding "not provided")





Appendix

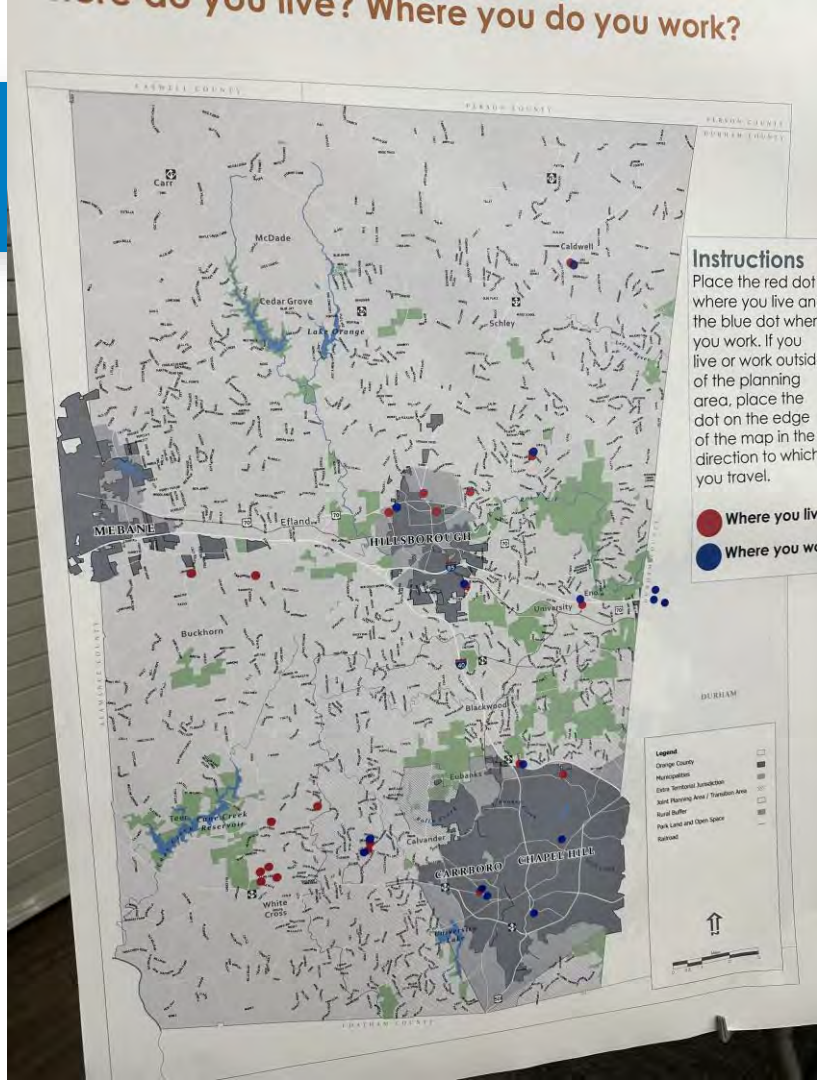
Appendix Contents



Document	Purpose
Live/Work Maps	Provide photos of the Live/Work map from the community meetings, where participants placed a red dot on the map approximately where they live and a blue dot approximately where they work.
Other Project Resources	Provide an overview of the other project resources available on the project website at the time of this document's publication.
Verbatim Comments Documentation	Documentation of the verbatim comments received for open-ended questions or for comments received as elaboration under the response of "Other."
Notes from Community Meetings	Paraphrased notes from the in-person discussion during the January 2024 community meetings.
Public Engagement Materials	Copies of the printed boards, paper surveys, and exit questionnaires (English and Spanish) provided at the in-person meetings.

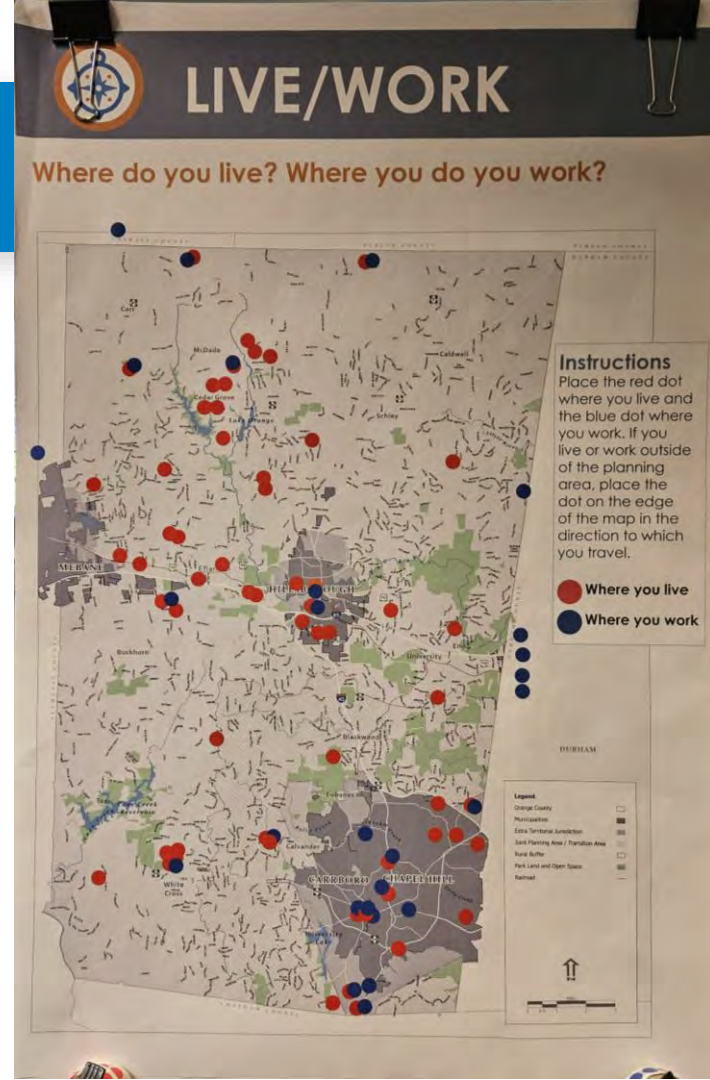
Live/Work Maps

- Participants at in-person meetings placed a red dot on the map approximately where they live and a blue dot approximately where they work.
- The image on the right is from the **October 26, 2023 community workshop at Bonnie B. Davis.**



Live/Work Maps

- Participants at in-person meetings placed a red dot on the map approximately where they live and a blue dot approximately where they work.
- The image on the right is from the both the **January 19 and January 20, 2024 community meetings at the Cedar Grove Community Center and Southern Human Services Center.**






Other Project Resources

Community Policy Profile




- Synthesizes the policy guidance included in relevant County plans
- Organized to provide a concise summary of policy guidance provided by planning topic
- Serves as the baseline of County policies for developing the new plan's policies
- Available on the website under [Resources](#)



Stakeholder Interview Summary Report



- Summarizes inputs collected from 57 stakeholders interviewed during Phase 1
- Used in the development of the Community Engagement Window #1 activities and polling questions
- Available on the website under [Resources](#)



Fact Book



- **Objective:** Share data and trends on community planning topics and future planning influences that are important considerations for developing plan policies.
 - Include maps, charts, data tables, etc. to paint a picture of existing conditions in Orange County
 - Leverage previous data analysis from workshop and Community Policy Profile
- Available on the website under [Resources](#)



Our Regional and Local Growth

Question 1: Are you concerned about rising costs of housing? If so, what are your biggest concerns related to costs of housing? [Please check your top three choices.]

ID	If you selected "Other", please describe.
3	Rising home insurance costs.
4	Younger people being unable to afford a house.
5	Homelessness
39	I own a large land holding in Orange County. I'm concerned I'm missing out on the large value increases I'm seeing in the surrounding counties . As of now I'm disappointed in my return on investment.
45	Housing in Orange County is increasingly too expensive for many of those who work here. We need to expand affordable housing, not housing for people who work here rather than continuing to become a bedroom county for those who work in Durham or Wake Counties.
50	People who work here can't afford to live here. Housing gets build too quickly and cheap, opportunities are missed to connect new neighborhoods, buildings to already existing infrastructure nearby. Quality of living decreases.
51	I'm concerned about all of the above, but not for myself. I see they for lower income county residents these are all issues and there just isn't enough housing.
52	Not for me, but I know our lower/resource neighbors are feeling all of these things.
54	I am not concerned for my own family, but I am deeply concerned for my neighbors, many of whom are cost-burdened.
56	I'm concerned about the lack of new housing units compared to surrounding areas and the rising prices of what is available. Especially in southern Orange county, many people have to live very far from work in Chapel Hill (many/most in neighboring counties) to be able to afford it.
58	I can afford to live here, but I don't want to live around only rich people. We should make sure housing is available at all income levels.
59	Teachers, first responders, and hospital workers can't afford to live near Chapel Hill & Carrboro. They commute long distances from Chatham and Alamance.
69	I am lucky enough to own and to be able to pay my taxes. My concern is about others. Orange County is falling behind the rest of the Triangle because we make it too hard to build. Orange County should work with the Chapel Hill, Carrboro, and other city governments to build relatively dense, more affordable, and transit-oriented housing. We need to look at where the climate crisis is taking us, stop building in ways that contribute to it, and start building in ways that respond intelligently to it.
76	I'm concerned that my son will not be able to afford to live in this area when he is ready to move out of our home.

Our Regional and Local Growth

Question 1: Are you concerned about rising costs of housing? If so, what are your biggest concerns related to costs of housing? [Please check your top three choices.]

ID	If you selected "Other", please describe.
88	Focus on making it easier for investment funds and corporations to build in Orange County continues to shift property ownership in a way that leaves people exploited by landlords. Our focus should be on NON-market solutions to make housing available to lower-income people rather than losing affordable housing and our critical undeveloped land to new development that only exacerbates the problems.
93	The rising cost of housing means that that many people increasingly must commute by vehicle from afar. It also suggests that we've made it too difficult and costly to create new housing locally. A town is more vibrant when young people can afford to move here and live within the town, and when those who hold most of the jobs in the town can afford to live within the same town.
98	My kids being able to afford to live here & pay taxes.
104	I am concerned for my children re. all of the above.
111	I'm worried about the environmental climate issues. (e.g. habitat loss) of people having to drive long distances to job hubs because nimbys won't allow new multifamily or missing middle housing. So demand > supply and costs go up.
112	I need my farmer friends to be able to afford to stay.
113	Decreasing diversity, class homogenization, loss of workforce housing and creative classes.
114	I can only afford to live here because I bought 10 years ago. I'm concerned that people like me couldn't afford to buy now.
157	I'm concerned that there is not enough affordable land for the next generation to keep farming.
161	I am retired and my husband and I can afford our mortgage and property taxes. I am concerned for the future of these expenses. Also, I am concerned for the younger generation and the cost of housing for them.
165	Rising property costs and land values make it hard for families to continue generational farming; no one ever gets rich being a farmer. This will in time impact OC nc residents farm to table abilities and make healthy local food too expensive for everyone, especially those who grow food to supplement their ability to live in this area. There is too much emphasis on commercial growth and tax base and not enough focus of the support of the farming community.

Our Regional and Local Growth

Question 2: In 2050, what should be Orange County's identity in the region? [Please check your top three choices.]

ID	If you selected "Other", please describe.
3	No answer provided
45	A place where more of the people who work here can afford to live.
76	Quality schools (even outside of Chapel Hill) and a nice place to raise a family.
78	Known for high taxes, warehouses and too expensive county to live in
108	Preserve farm lands/rural areas.

Our Regional and Local Growth

Question 3: What are the key issues related to local and regional growth that should be addressed in this plan? [Please check your top three choices.]

ID	If you selected "Other", please describe.
3	Zoning laws should protect residential areas from gov. industrial sites (i.e. Orange Grove Recycling Center)
36	Local and regional are VERY different. Orange County may well end up being an island in an Atlanta style metroplex.
39	Development of the 86 corridor the Danville boomtown project.
49	We need more transit options connecting northern and southern Orange County.
50	Connectivity is the main issue. Schools, neighborhoods, shopping centers, work places, parks that can't be reached by foot/bike or public transportation without detours. Examples and possible solutions: Missing sidewalks or safe bike paths on or close to main connection streets. Bus stops on highways where residents have to cross without lights(same for school bus stops). Partial sidewalks in front of schools, but no connection to the closest neighborhoods. Painted bike lanes on main streets that nobody uses because they are too dangerous. Reduce speed in busy areas (routes to school, downtowns) and monitor it. Build detours streets around town centers and invest in intelligent lights to reduce rush hour traffic jams, pollution, noise.
107	Keep Orange County rural.
108	Development in Orange County.
111	Encourage locally owned development. Can NC state arch. students make our dense housing more beautiful?
112	Redefine "development" if the only definition is spending money on concrete construction. Invest in farm land!
113	Invest in public libraries and regenerative agriculture, protecting wetlands and all watersheds.
114	Economic growth - broaden job base beyond UNC - creatives, entrepreneurs.
115	I would like to see assistance to heir property owners to secure the title to their property.
116	More mixed income and age co-housing.

Our Diverse People and Communities

**Question 1: What do you like the most about Orange County?
[Please check your top three choices.]**

ID	If you selected "Other", please describe.
3	Effectiveness of local government.
4	Public schools.
5	Availability of communications & news from County (BOCC, GIS)
6	The arts & UNC lecturers music
53	Proximity to universities and the diversity they attract.
59	It's a walk- and bike-friendly community with good transit options (at least for the Southeast).
93	Opportunity to age in place/downsize. Young people need job opportunities.
95	There's so much history here - we need more plaques, black survival during depression and reconstruction.
135	The rural and focus on farms-don't turn North OC into Chapel Hill/Carrboro

Our Diverse People and Communities

Question 2: What will keep you and/or your family in Orange County over the next 25 years? [Please check your top three choices.]

ID	If you selected "Other", please describe.
4	Appropriate zoning laws to protect residential (preventing Orange Grove industrial recycling location), from antiquated zoning
69	Lower property taxes.
88	Clean water
131	lower property taxses
135	Stop trying to ram development, EDI,climate scare everywhere. this is a strong vibrant county already. Foster community church

Our Diverse People and Communities

Question 3: What is your biggest concern about the future of the county?

ID	All Responses
2	Too many state roads.
3	Uncontrolled town expansion into the ETJs.
4	Lack of mixed-use medium density walkable & transit oriented development
5	Chapel Hill sprawl
6	Living affordability and exacerbation of wealth gap along racial lines.
7	Sprawl, growth of towns
8	Safe water sources and continued natural environment
9	Preserve wetlands! Limit sprawl and development.
10	Sustainable development (environmentally friendly, preserves water resources)
11	Lack of affordability for families & lower income labor
12	Don't get involved in County Dept. recommendations/wish list. Listen to residents.
35	Continued population growth, particularly if not done sustainably and doesn't leave natural spaces/wildlife areas
36	becoming too suburban, lack of pedestrian/cycling infrastructure
53	Push for density and development without a coherent infrastructure plan.
54	Orange County feels often feels like a gate community to me now. We need to promote diversity and economic growth.
55	That we will become gentrified and OC will become too expensive to live in unless you're wealthy. We're already headed there.
58	People who work here must commute from where they can afford to live. People who live here commute to work in Durham/Wake.
59	That we become a retirement community for the region, and are only affordable for the top ten percent of income earners.
60	It will lose its charm & diversity, won't be unique anymore, less family friendly. The coal plant in CH will never be closed.
61	We are going to price out the young as they graduate from UNC, we are going to price out people of color and the creative class.
63	Affordable housing
64	We need to provide more housing, to keep prices affordable, without destroying the rural areas and natural environment.
65	Unmanaged population growth. Concern for planning is raised by the fact that the web design includes the error census "track"
66	County policy shifts to make it more difficult to live in for everyone that is not a homeowner of a single family home
67	Urban sprawl and car centricity of transit.

Our Diverse People and Communities

Question 3: What is your biggest concern about the future of the county?

ID	All Responses
68	Over development
69	Rising property taxes.
71	TAXES
72	Overdevelopment and traffic
73	The impacts of climate change, our general unwillingness to recognize them, and our refusal to address them adequately.
74	The "growth at all costs" mindset that seems to have no measure for when to stop.
75	uneducated people
76	That increasingly dysfunctional land use regulation and rule-by-NIMBYISM will lead to highly unattractive outcomes for all.
77	Irresponsible real estate development causing the destruction of agricultural land, parks, natural areas and water resources.
78	that the economy will stagnate
79	Currently we have an easement to access our home. The road has been flooding out regularly.
80	Unchecked development. Outside develop with their own agendas, which is primarily maximum cost extraction with no regard to impa
81	Access to services (water/sewer). Transportation corridors through rural land displacing residents and business.
83	Too much builder & real estate influence.
84	Ecology - water - large developments near me will need so much water. I fear we won't be able to provide water.
85	That we allow the concept of move as equals good quantity development to drive the process & plan.
86	Uncontrolled growth; loss of natural areas, lots of farmland, inadequate water.
87	Protect the watershed!
88	Urban stream syndrome - the universally observed degradation of the watershed that comes with urbanization development. The lack
89	Living in a town where nobody lives or works here.
90	Urban sprawl, trees/wildlife disappearing, watershed protection, developer influence
91	Loss of farmland.
92	A focus on growth overtaking a focus on at least balanced reconstruction of the economic impact of environmental conservation, o
93	How can we involve more young people in the discussion? They're the future owners and workers - they deserve to have their inter

Our Diverse People and Communities

Question 3: What is your biggest concern about the future of the county?

ID	All Responses
94	Too much growth too fast (esp. in Chapel Hill)
96	Intrusion by Mebane. We are losing too much forest.
97	Let's get changing Mebane's exemption to (spot) annex - commissioner's need to advocate for us.
98	A single family home on a giant plot of former farmland (no longer in production) is an extremely inefficient use of land/housin
99	Creativity more affordable housing throughout the whole county.
100	Losing arts, music, restaurants, and other unique/independent businesses-and diversity therein-due to rising costs and culturall
101	Threats to freedom of speech, lack of understanding of climate change as a serious concern, threats to clean water, clean air.
129	We need to protect wildlife corridors, not a lot of continuous habitat left in orange county.
130	Over population. My family has been here for 100+ years and I feel that the small town feeland rural farmers will be forced out.
131	limited businesses and so many new houses/condos for traffic and pollution
132	Overdevelopment of "big box" industries.
133	Road infrastructure not keeping up with population increases. I would prefer limiting population increases over increasing road
134	Out of control property taxes
135	sprawl, property costs, over or uncontrolled growth like Mebane
136	Destruction of land use for local food production, destruction of watersheds (degradation of watersheds, streams, water quality)

Our Jobs, Economy, and Commuting

Question 1: How should Orange County support workers and the development of new jobs through land use policy? [Please check your top three choices.]

ID	If you selected "Other", please describe.
2	More grocery stores in north County.
51	Where does one find land to locate and grow a business in Orange County? For many business types this is a serious challenge.
63	Protect the environmental resources to protect and encourage smart job growth.
68	Especially farm related - look at farmer's market - huge \$ into economy! PFAF support!!
101	Promote local business and generational farms, generational ownership of land.

Our Jobs, Economy, and Commuting

Question 2: What types of new employment development do you support in unincorporated Orange County? [Please check your top three choices.]

ID	If you selected "Other", please describe.
51	Leave room for markets to answer this question. Let it be easier to do all of these things.
52	Schools and universities.
63	Small Ag. based
66	None of the above.
67	Agritourism/Agribusiness
68	Yes - farm & small enterprises need warehousing space that's affordable! Think Bailey Bees - also Farmer Foodst
69	Regenerative organic farming
70	Expand job opportunity beyond UNC. Creatives entrepreneurship.
71	Arts funding, work/studio/coworking spaces.
72	Arts, funding work/studio/coworking spaces.
73	Ag. value added biz e.g. food hub, produce freezing, distrib.
101	Boutique businesses, family businesses.

Our Jobs, Economy, and Commuting

Question 3: Do you have any other thoughts about economic development or jobs in Orange County?

ID	All Responses
2	How can we have traffic to move fast and easier through the town of Hillsborough?
3	RT income level to live in Orange County. University + hospital jobs not enough to live in County.
4	Transit operators.
5	Support for locally owned businesses.
6	Neighborhood/corner stores.
7	What is the "occupancy rate" of "luxury" apartments in Chapel Hill?
8	Water and sewer expansion to increase housing density. Increased housing approvals.
9	One of my concerns for the future of the economy is how to keep the median house price more affordable relative to median income
10	How to support alt. transportation by bikes on rural roads? i.e. non wheeled cross county routes
11	Need rail to connect to RTP, Raleigh, Durham
12	Encourage agriculture & small business NOT chains (i.e. Dollar store!)
13	Poor boradband, a lack of affordable housing, bidfast prosteps
14	Environmental education
15	Development of mass transit system free or low cost to publc.
16	How can we reduce commute distances and/or more people taking public transit?
17	How will we increase/diversify affordable/attainable housing while preserving urban, transition, & rural character?
18	Keep rural buffer and never pierce it for town growth!
19	UBI (Universal basic income)
20	Local business vs chain or national org. Invest in SBS grants. Promote entrepe. by creating/fostering through specific developme
21	Lots of building, big complexes, but how much of that building will accommodate low income? I understand it's small % of whole
34	No more super expensive houses! - build affordable housing in sustainable/green ways (cohousing, high-density housing, etc.)
36	We desperately need economic growth. The county is so dependent on the residential tax base. We need more commercial tax revenue
40	We have to preserve the main pulling factors to move here. Nature, diversity in population & architecture, good public schools.
44	Development should be concentrated to dense towns and transportation corridors and not allowed to sprawl into the rural areas.
48	The road and Traffic infrastructure issues need to be addressed within and around town before further expansion occurs.
50	Only local businesses should ever get our support. Stop driving growth with bad jobs and bad business that hurts us all.
51	Neighborhood defenders have too much power to obstruct. Rules/processes leave too little room for good judgment and action.
52	Our model should be RTP, not Mebane.

Our Jobs, Economy, and Commuting

Question 3: Do you have any other thoughts about economic development or jobs in Orange County?

ID	All Responses
63	Once development is allowed to degrade our environment then economic decline follows. First protect and nourish what you have.
69	Require native planting as dense as possible around warehouses, development. Incentivize solar on retail & manufacturing roofs a
70	No more warehouses in Mebane/Efland.
71	Tourism.
72	No more Family Dollar! Research shows they hurt local business.
73	Support local employers.
74	Human scale no more giant impersonal corporate development.
75	Jobs in stewarding state/county owned land, assisting property owners (adding high-value plants like oaks, removing invasives) b
76	Food hubs and local food systems. Yes!
80	Food hubs and local food systems. Yes!
97	more businesses on OC leads to a more broad tax base to reduce property taxes and also more job opportunities
99	Hard to balance the need/desire to protect the rural/agricultural charm of the county with the need to increase the job market
101	Choose businesses that avoid adding trucking/freight to congested areas
102	Any new econ dev needs to have strict regulations to protect environment from both water, soil, and air pollution

Our Natural Assets

Question 1: What do you think are our most important environmental needs in the future? [Please check your top three choices.]

ID	If you selected "Other", please describe.
39	protect undeveloped/forested lands
49	make it possible for more trips to be car free via safe multi-use paths
56	The natural environment is best protected by allowing people to live close together within the towns in which they also work.
60	Something needs to be done regarding water quality from Orange/Alamance. There is so much chlorine in the water it smells bad.
117	Remember that CO2 is necessary for plants and life, it is not an evil that must be banned.

Our Natural Assets

Question 2: What do you think is the most important benefits of protecting the County's agricultural and working lands? [Please check your top three choices.]

No "other" submissions received.

Our Natural Assets

Question 3: Are there climate-related hazards (heat, drought, wildfire, flooding, storms, etc.) that you are particularly concerned about in Orange County? What are they?

ID	All Responses
1	Worried growth will overwhelm water supply.
2	Invasive species & drought
3	Create zoning laws that protect rural communities from industrial sites like Orange Grove recycling which will contaminate our rivers, drinking water, and wetlands.
4	Heat concerns for elderly & vulnerable
5	Invasive species
35	Mostly concerned about heat, drought, fire, water supplies. Would like the town/county to make it mandatory that all homes and businesses have solar panels (or CAN have them, overriding silly HOA restrictions based on "home appearance"), increase the use of rainwater collection, grey water building, become an exemplar county for sustainable building development. Encourage smaller home building (tiny/small home communities, cohousing, high-density housing, etc) and educate people that they don't need a 4000+ ft2 house. Make transit without a car (electric scooters and ebikes, pedal bikes, walking, public transit) possible, common and safe to do to get into the downtowns from residential areas within a reasonable distance away. Thank you.
36	Particularly concerned about rising heat in the spring/summer, storms during hurricane season, and possibly droughts in the early summer months.
39	Yes, all of those -- heat, drought, wildfire, flooding, storms
40	Flooding is a concern.
41	Worldwide cities are bringing back green to reduce the heat, we are doing the opposite, why?
42	Drought, flooding
44	Heat and flooding.
45	We need a coordinated response to stormwater management, which might include subsidies for stormwater infrastructure on private property. Tree canopy and natural lands, in both the rural areas and towns, should be preserved and cultivated to provide shade in the summer and absorb carbon. We should specifically avoid cutting down forests in the rural areas for development, and increase the density of development in the towns and transportation corridors.
46	Increased and toxic storm water run off from both unmanaged development and failure to address existing problems with toxic waste, water contamination, and excessive run off
48	I am particularly concerned about heat, flooding and storms here.
49	n/a
51	All of the above
52	Yes -- all of the above. I've lived here 30 years, and see every one of the hazards listed become worse.
53	All of those things are in our future (and in fact in our current world as the climate crisis accelerates)
54	Drought and flooding here make the need to limit new development obvious. Don't burden water supplies, don't allow cement in watersheds where it doesn't already exist. We see these problems routinely. Don't make them worse.
55	Heat, drought, storms
56	While we should be concerned about climate-related hazards, it would be overly self-involved to worry about climate-related hazards to Orange County in particular. Orange County has *relatively* little to worry about.
57	storms

Our Natural Assets

Question 3: Are there climate-related hazards (heat, drought, wildfire, flooding, storms, etc.) that you are particularly concerned about in Orange County? What are they?

ID	All Responses
58	Our road is flooding such that we cannot reach or leave our house during heavy rains. There are neighbors at higher elevations clearing trees off of their land, which is increasing the run off. What can we do? It is not safe for use to have not access to and from our home. Can someone contact us and tell us what we need to do? 919-452-1944 Cheryl Michalec
59	Primarily concerned about reducing our own impact.
62	All of the above.
63	Storms seem to be increasing in intensity, heat waves in winter and snow in April.
64	Drought, wildfire, unexpected climate changes.
65	Flooding, drought, erosion of airable land.
66	Heat, storms, flooding.
67	Concern over the degradation of water resources - particularly the biological balance in and around our streams and rivers.
68	No.
69	Watershed protection. Aquifers diminishing as year of increasing drought/heat.
71	Water quality & quantity, flooding, heat.
76	Drought and violent storms.
78	Wildfires, flooding, drought, dry county regarding water.
112	no, there will always be natural hazards
115	No
117	The climate is nature, it is cyclical and it is change. People have always had to adjust and deal with it, and it is arrogant to think that humans are the cause or drive of any of these hazards for any more than a local effect. None of the above listed events can be controlled or prevented (except maybe wildfire) by humans or changes a government body can make.
118	All of the above

Orange County Land Use Plan 2050 | January 2024 Community Meetings
 Paraphrased Notes from Participant Sharing Sessions

Q1: When you picture Orange County in 25 years, what do you want to... ...keep the same about the physical environment? ...change about the physical environment?		
Meeting #	Response #	Paraphrased Response
Cedar Grove Community Center Meeting	1	Changes to improve community to keep youth here; more improvements; trash/debris removal; grocery stores; emergency services
Cedar Grove Community Center Meeting	2	Keep green spaces & parks accessible to public
Cedar Grove Community Center Meeting	3	Public transportation that unites county (Hillsborough & Chapel Hill); affordable housing and connectivity; agricultural land preserved; (physical) schools need to be improved; state-of-art schools; bike lane system throughout county (can help tourism); venues for youth sports
Cedar Grove Community Center Meeting	4	Be aware county is in headwaters; focus on people in classrooms; robotics set up in schools; support for small businesses and local owners
Cedar Grove Community Center Meeting	5	Rural buffer needs to stay; work with other counties on habitat connectivity/protection
Cedar Grove Community Center Meeting	6	Beauty & legacy --> agriculture need to support; Piedmont Ag Processing Center (ex.)
Cedar Grove Community Center Meeting	7	Live, work, and play opportunities; property owner rights also need to be respected; event spaces; healthy balance: growth/protection
Cedar Grove Community Center Meeting	8	Northern OC be able to benefit like rest of Orange County
Cedar Grove Community Center Meeting	9	Keeps parks, rural buffer; more sidewalks & make more pedestrian friendly; keep farmland, even for families not interested in continuing; economics of keeping farmland in farming (Boulder County, CO ex. Of program)
Southern Human	1	Save farmland and natural environment

**Q1: When you picture Orange County in 25 years, what do you want to...
 ...keep the same about the physical environment?
 ...change about the physical environment?**

Meeting # Response # Paraphrased Response

Meeting #	Response #	Paraphrased Response
Services Center Meeting		
Southern Human Services Center Meeting	2	Want to keep the rural buffer; protect ETJ area near New Hope Commons
Southern Human Services Center Meeting	3	Keep natural lands, farmland, stricter regulations to protect water
Southern Human Services Center Meeting	4	Appreciate the fact that we don't have sprawl; need to find locations for economic development and affordable housing
Southern Human Services Center Meeting	5	Want to preserve rural areas and protect water
Southern Human Services Center Meeting	6	Elimination of clear cutting for development; assure tree replacement
Southern Human Services Center Meeting	7	Protect farmland; development to happen within existing municipalities
Southern Human Services Center Meeting	8	Develop nodes for businesses and homes (focused areas) and protect more environment sensitive areas

**Q1: When you picture Orange County in 25 years, what do you want to...
 ...keep the same about the physical environment?
 ...change about the physical environment?**

Meeting #	Response #	Paraphrased Response
Southern Human Services Center Meeting	9	Protect watersheds; build up or denser to add needed housing; support for small biz; arts – want to preserve area in Cedar Grove; upset about new developments with clear cutting; want to see better design and tree protection; avoid generalizing areas (communities in county are not all the same and should be planned for differently)
Southern Human Services Center Meeting	10	Don't like changes; Orange County can provide an opportunity to focus on water quality protection; need cooperation with neighboring jurisdictions; need to support organic farming
Southern Human Services Center Meeting	11	Think about how to describe farms; create separate category for farms that produce food and those that have agritourism; increase notification requirements about where decisions being made and sewage sledge being placed
Southern Human Services Center Meeting	12	Need for workforce housing; very few people who live and work in the county; need more trail connectivity (utility corridors, etc.); rural buffer needs to be relooked at to make sure it is the best way forward
Southern Human Services Center Meeting	13	ETJ has a lot of development; protect watersheds; protect environment

Orange County Land Use Plan 2050 | January 2024 Community Meetings
 Paraphrased Notes from Participant Sharing Sessions

Q2: What is your biggest concern about the future of the county?		
Meeting #	Response #	Paraphrased Response
Cedar Grove Community Center Meeting	1	Eno Township; support rural buffer; don't want high rise in gateway to north; help people become farmers
Cedar Grove Community Center Meeting	2	Western/northern development in county – need to have green spaces and trees in future developments
Cedar Grove Community Center Meeting	3	Allow personal fear/greed; dramatic impact on climate change; act as responsible citizens; respond to needs; need planning to be led by community
Cedar Grove Community Center Meeting	4	Concerned about tree removal as a result of development in Efland
Cedar Grove Community Center Meeting	5	Orange County has done a lot of good planning; desirable place; challenge is affordability to live here; need creativity to create housing options
Cedar Grove Community Center Meeting	6	Pressure to demand green spaces in Mebane/Efland area development
Cedar Grove Community Center Meeting	7	Highway 86 going north is dangerous (international speedway); shooting & target practice @ private homes (prefer to have & occur at gun ranges)
Cedar Grove Community Center Meeting	8	Make sure and keep land in Orange County in Orange County
Southern Human Services Center Meeting	1	Urban sprawl and increased car dependency
Southern Human	2	Can only live here if you earn more than \$200K to live; commuting here from other places to work here

Orange County Land Use Plan 2050 | January 2024 Community Meetings
 Paraphrased Notes from Participant Sharing Sessions

Q2: What is your biggest concern about the future of the county?		
Meeting #	Response #	Paraphrased Response
Services Center Meeting		
Southern Human Services Center Meeting	3	Don't have enough of a strategy for climate events and flooding
Southern Human Services Center Meeting	4	Urban sprawl; watershed degradation; balance of housing and critical employees have to live far from work to afford; need stricter guidelines for development; get community input on issues
Southern Human Services Center Meeting	5	Housing affordability crisis; rental and ownership challenges; housing market is creating economic segregation
Southern Human Services Center Meeting	6	Urban sprawl; expanding jobs/economic development; challenges for keeping next generation here
Southern Human Services Center Meeting	7	People don't understand how community sustainability really works; need to focus development in urban areas; rural buffer has created sprawl in some places; can't stop growth; pushing people out; not simple
Southern Human Services Center Meeting	8	? About participation; concerned about engagement; need other models (Durham, Greensboro) to do public engagement differently; have community part of decision-process; community participatory budgeting as one model
Southern Human Services Center Meeting	9	Concerned that the next generation aren't currently engaged

Q2: What is your biggest concern about the future of the county?

Meeting #	Response #	Paraphrased Response
Southern Human Services Center Meeting	10	Septic service very expensive and outside services not providing good quality service and don't know Orange County soils; children can't afford to live in county and carry on family business

Orange County Land Use Plan 2050 | January 2024 Community Meetings
 Paraphrased Notes from Participant Sharing Sessions

Q3: What are the key issues related to local and regional growth that should be addressed in this plan?		
Meeting #	Response #	Paraphrased Response
Cedar Grove Community Center Meeting	1	Development is key issue; concerned about mcmansions in rural buffer (expensive land); need to actually protect land in rural buffer; land between Hillsborough and Orange County important; need to protect land and trees
Cedar Grove Community Center Meeting	2	Planning is fragmented in different areas of county; concern about water and groundwater
Cedar Grove Community Center Meeting	3	Out-of-state developers not developing what Orange County wants; create incentives in legal bounds to encourage local developers; work with partners and students to serve our own needs and creating places we want
Cedar Grove Community Center Meeting	4	Hickory Flat, GA (neighboring community annexed as HF, GA not supportive of development i.e. Dollar Generals) --> may happen here; look at other areas that are similar to Orange County that were successful; work with guide, growth, and get creative; pedestrian challenges in places people need safe crossings; development is going to come
Cedar Grove Community Center Meeting	5	Same issues as when rural buffer was adopted: protect water, habitat, and create jobs; must go elsewhere to work; keep forest because once it is cut down it is not coming back (irreversible process); mcmansions in rural buffer is correct but need to protect; need better transportation and bicycle facilities; NC10-west an area to look at; same issues
Cedar Grove Community Center Meeting	6	Speak on behalf of species not represented here; minimize fragmentation of natural lands
Cedar Grove Community Center Meeting	7	Need to understand our impact on environment and educate people during this process; don't need more ugly, illness; want to protect land; want \$ coming from development to serve rural/north (ex. Volunteer fire training); make it possible to live here – conservation easements; 65 acre easement to protect natural areas on personal property
Cedar Grove Community Center Meeting	8	Eco tourism plan for property; need households to serve to support development in north (VA to elsewhere)
Southern Human	1	Think about pollinators/wildlife corridors as well as people; need to look long-term on transportation; community-wide habitat corridor; be realistic about cost of affordable housing

Orange County Land Use Plan 2050 | January 2024 Community Meetings
 Paraphrased Notes from Participant Sharing Sessions

Q3: What are the key issues related to local and regional growth that should be addressed in this plan?		
Meeting #	Response #	Paraphrased Response
Services Center Meeting		
Southern Human Services Center Meeting	2	Watershed protection; water is a critical necessity; concern about aquifers being depleted – challenge for well users – regional transportation; what can reduce <u>inter</u> county commuting
Southern Human Services Center Meeting	3	Growth is going to happen; need to decide which socioeconomic groups can live here in the future; also have choice about how growth interacts greenhouse gas emissions
Southern Human Services Center Meeting	4	Affordable housing incentives in Carrboro are only dealt with during development review and not deed restricted affordable housing; also support protection of green spaces but need a place to live
Southern Human Services Center Meeting	5	Don't recognize Wake County after growth; who do we want to measure ourselves against; there is something different about Orange County and maybe look at other communities as models; identify values for Orange County and look to other communities with similar values elsewhere
Southern Human Services Center Meeting	6	Requires more thought for all to answer this question; concerns about development decisions happening in neighboring jurisdictions; important choices being made by our communities; growth that ignores scientifically identified future
Southern Human Services Center Meeting	7	Affordable housing, clear cutting, protecting water protection
Southern Human Services Center Meeting	8	See home ownership as a pipe dream (especially in Orange County); harder for those that don't have college degree or earn less



ABOUT THE PLAN

What is the Orange County Land Use Plan 2050?

In 2023, Orange County launched a major effort—called the Orange County Land Use Plan 2050—to establish a cohesive, county-wide land use vision for the future and an actionable strategy to achieve that vision. This planning process will result in a rewrite of one of Orange County’s key policy documents, called the Orange County Land Use Plan. The Orange County Land Use Plan 2050 will serve to guide the County’s growth and conservation effort through the year 2050. By setting goals and objectives, County officials can use the document to guide policy decisions that effectively provide a high quality of life for community members.

History

Orange County has a long, successful history of land use planning and particularly growth management. This is evidenced by the desirable quality of life found here and the continued growth pressures faced by our communities. The previous plan, called the 2030 Comprehensive Plan, was adopted in 2008. Though guided by timeless principles, a land use plan update is needed now. There has been new growth in the County and in the region, shifts in community preferences, evolution of industries, and ever-improving best practices to consider. Looking to the future, we want to build upon the County’s strong foundation of planning and envision the next twenty-five years of Orange County.

What is the timeline?



How can I stay informed?

Scan the QR code or use the URL to sign up for updates on the website.



orangecountylanduseplan.com





ABOUT THE ONLINE STATIONS

Welcome!

Thank you for joining us! We appreciate your participation in the Orange County Land Use 2050 process. There are 5 stations for you to view online. In this first station, you can tell us about where you live and work, you can learn more about the Orange County Land Use Plan 2050, and you can view the currently adopted Future Land Use Map. Below is a summary of the other 4 stations.



Station 1: OUR NEIGHBORHOOD

Our Regional and Local Growth Trends

Learn about migration into and out of Orange County, population growth over time, and basic information about housing. Share your thoughts on your concerns about housing, Orange County's identity in the region, and key issues around growth.



Station 2: OUR DEN

Our Diverse People and Communities


Learn about vulnerable populations and population shifts in Orange County. Share your thoughts on what you like about Orange County, what will keep you and your family here for the next 25 years, and your biggest concerns about the future of Orange County.



Station 3: OUR YARD

Our Natural Assets

Learn more about Orange County's trails and parks, natural resources, and agricultural and working lands. Share your thoughts on future environmental needs, protection of agricultural and working lands, and climate-related hazards.



Station 4: OUR KITCHEN

Our Economy, Jobs, and Commuting

Learn more about Orange County's commuting, employment, and income trends. Share your thoughts on new jobs and employment-related development in the future.

Stay updated!

Please view the Orange County Land Use Plan 2050 website to sign up for news and updates about the process.

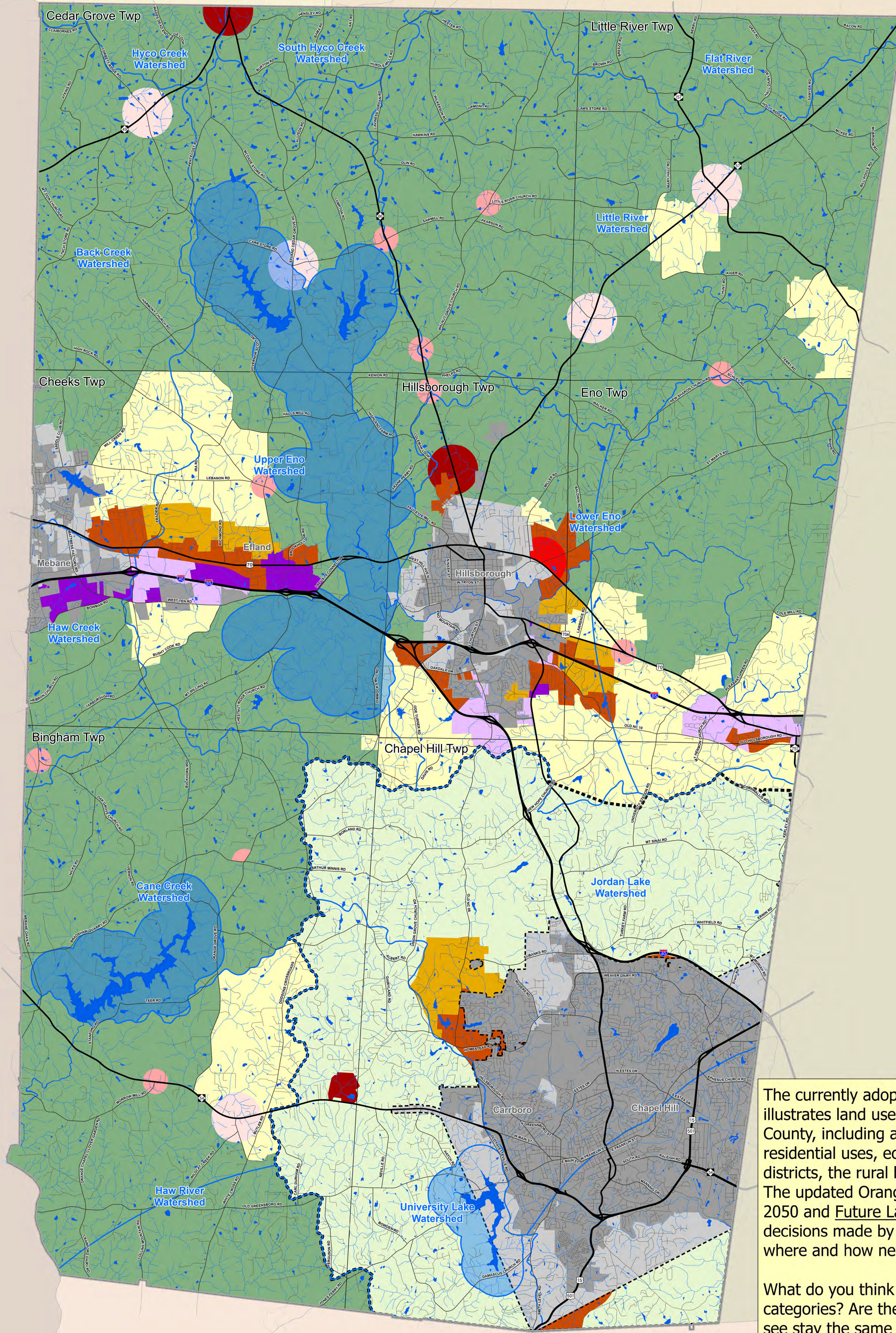


orangecountylanduseplan.com





FUTURE LAND USE MAP



The currently adopted Future Land Use Map illustrates land use categories within Orange County, including activity nodes, agricultural-residential uses, economic development districts, the rural buffer, and transition areas. The updated Orange County Land Use Plan 2050 and Future Land Use Map will guide decisions made by local government about where and how new development happens.

What do you think about these land use categories? Are there places you would like to see stay the same or change?

Legend

- | | | |
|------------------------------|--------------------------|----------------------------------|
| County Boundary | 10 Year Transition | Rural Neighborhood |
| Streams | 20 Year Transition | Commercial Transition |
| Water Bodies | Rural Residential | Commercial-Industrial Transition |
| Water Supply Watersheds | Rural Buffer | Economic Development Transition |
| Watershed Critical Areas | Agricultural Residential | Rural Community |
| Township Boundary | City Limits | Rural Industrial |
| OC/CH/CA Joint Planning Area | ETJ | |

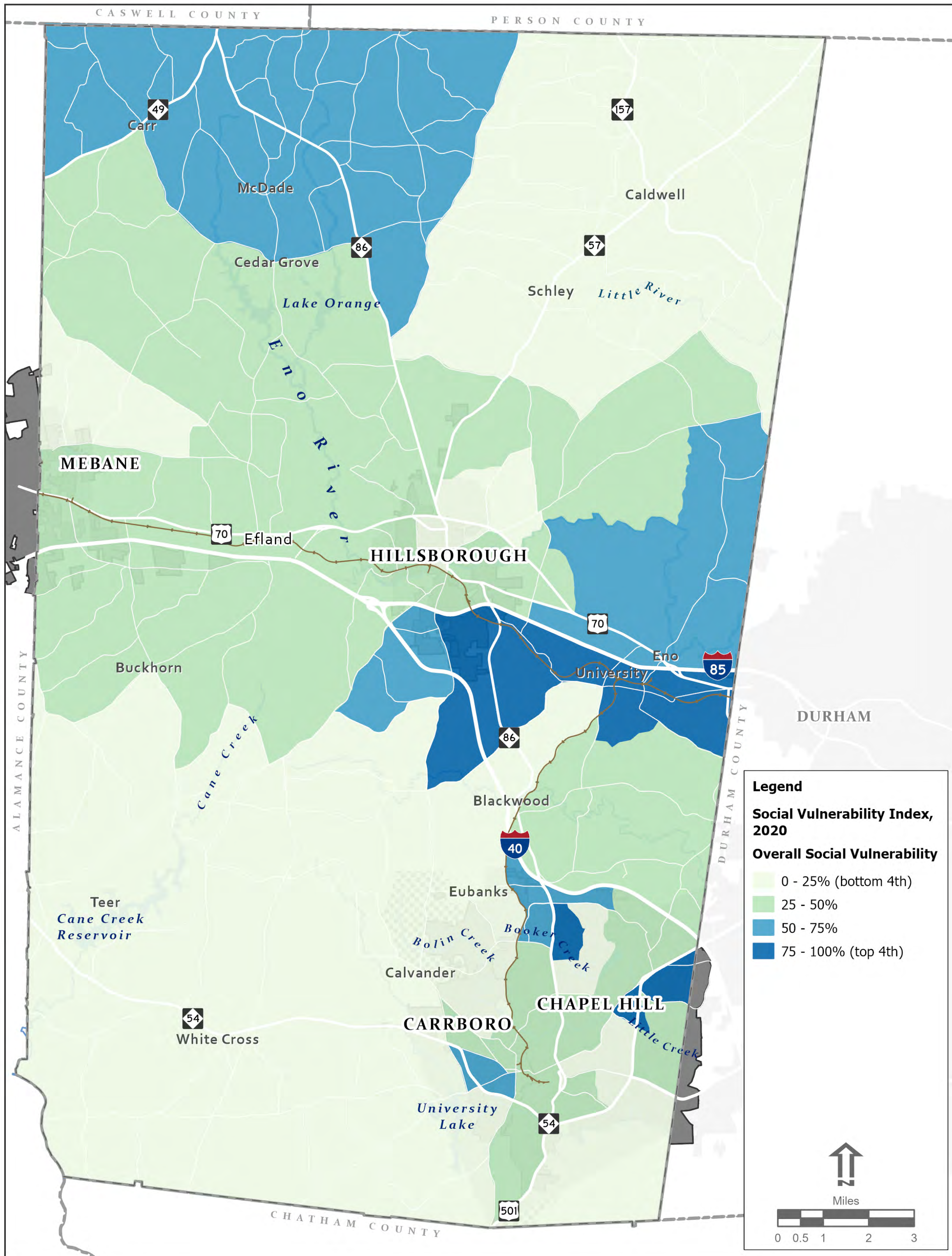




OUR DEN

Our Diverse People and Communities

Key Data and Trends



DRAFT: 10/17/2023

SOURCE: CDC/ATSDR Social Vulnerability Index 2020

Social Vulnerability

Social vulnerability refers to a community's capacity to prepare for and respond to the stress of hazardous events, ranging from natural disasters (such as hurricanes) to human-caused threats (such as toxic chemical spills). The CDC Social Vulnerability Index shows the social vulnerability of Orange County (left) by census tract, using 16 factors from 4 key themes. Census tracts are ranked by percentile social vulnerability, with 0% being the least vulnerable and 100 being the most vulnerable.

SOCIOECONOMIC STATUS

- Below 150% Poverty
- Unemployed
- Housing Cost Burden
- No High School Diploma
- No Health Insurance

HOUSEHOLD CHARACTERISTICS

- Aged 65 & Older
- Aged 17 & Younger
- Civilian with a Disability
- Single-Parent Households
- English Language Proficiency

RACIAL & ETHNIC MINORITY STATUS

- Hispanic or Latino (of any race)
- Black or African American*
- Asian*
- Native Hawaiian or Pacific Islander*
- Two or more Races*
- Other Races*
- *Not Hispanic or Latino

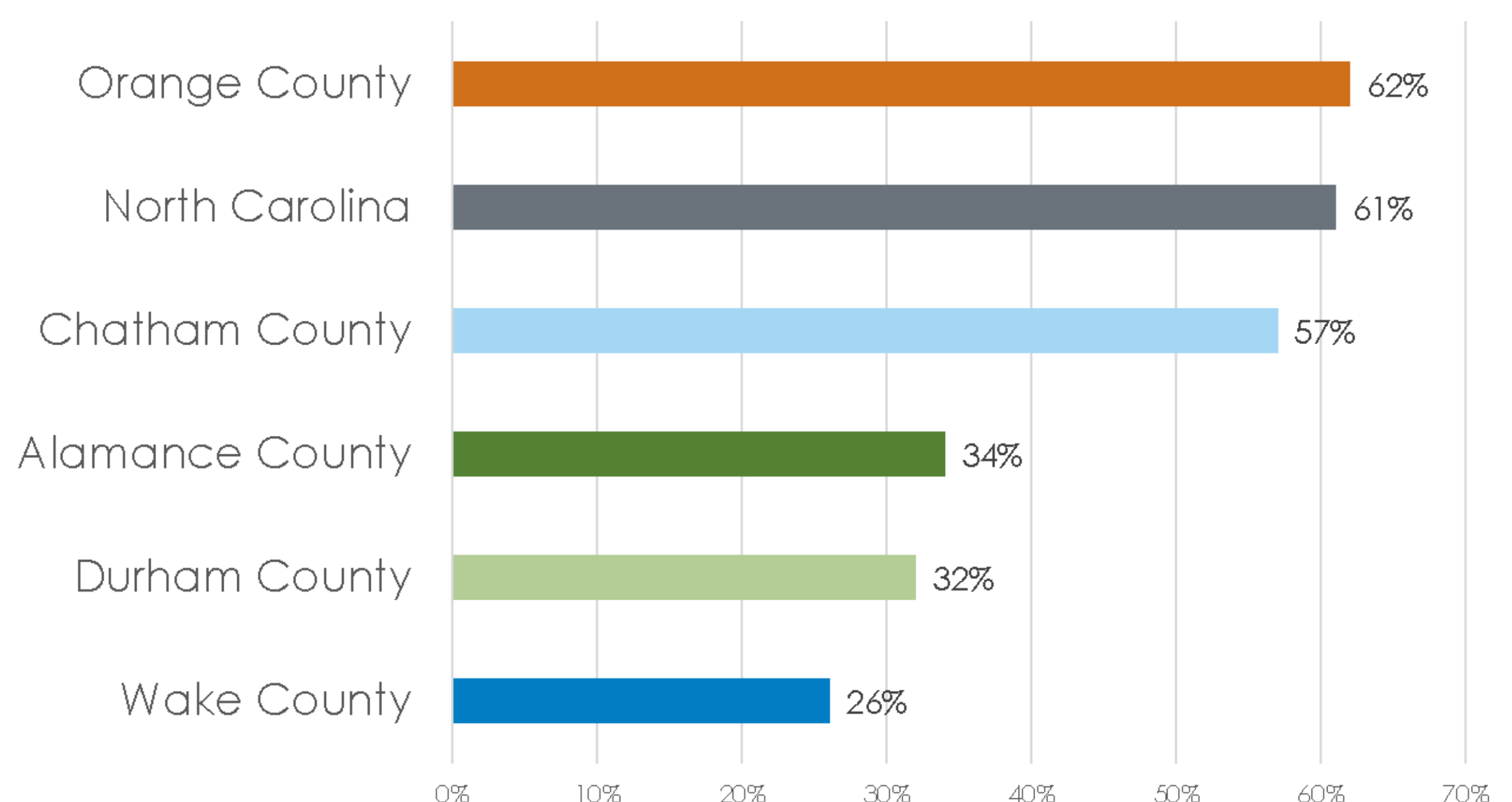
HOUSING TYPE & TRANSPORTATION

- Multi-Unit Structures
- Mobile Homes
- Crowding (More People than Rooms in a Home)
- No Vehicle
- Group Quarters

Population Shifts

North Carolina ranks 8th nationally in the number of people aged 65+. From 2010-2018, Orange County grew by 12,325 residents. In the same time period, its 65+ age group grew by 7,575 residents (primarily from aging as well as some in-migration). This means 61.5% of Orange County's population growth was from the population 65 years and older, which is higher than surrounding counties.

Share of 2010-2020 Population Growth due to Ages 65 and Older Growth



SOURCES: Orange County Master Aging Plan, above; Orange County 16th Annual State of the Community Report (September 2023), right



OUR DEN

Our Diverse People and Communities

Share your thoughts!

What do you like the most about Orange County? [Place dots next to your top three choices.]


The natural environment	
The people	
It's a great place to raise a family	
Historical and cultural roots	
Opportunities for recreation (such as parks and trails)	
Safe community	
Job opportunities	
Other (Please describe by writing your thoughts on a post-it note.)	

What will keep you and/or your family in Orange County over the next 25 years? [Place dots next to your top three choices.]

More safe and affordable ways to travel to places (biking, walking, or riding a bus/public transit)	
More affordable housing options	
Better access to high quality internet service	
Continued high quality public education	
General lifestyle affordability (housing costs, transportation costs, healthcare costs, and local taxes)	
More job opportunities	
Better access to recreation and the outdoors	
I don't need anything else	
I don't live in Orange County	
Other (Please describe by writing your thoughts on a post-it note.)	

What is your biggest concern about the future of the county? [Please write your thoughts on a post-it note and place below.]





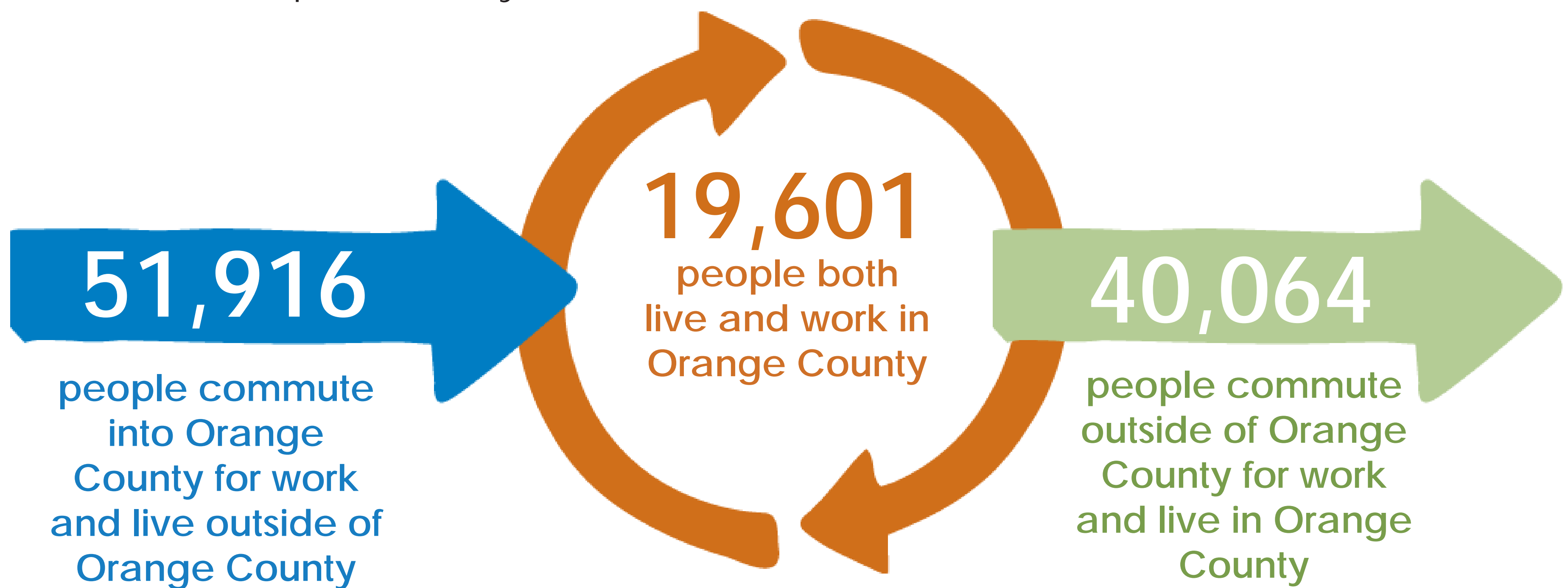
OUR KITCHEN

Our Economy, Jobs, and Commuting

Key Data and Trends

Commuting

Of all people **living** in Orange County that are employed, 68% work outside of Orange County and 32% both live and work in Orange County. Of all people that are **employed** in Orange County, 73% live outside of Orange County and 27% both live and work in Orange County. In addition, the number of young workers (under the age of 29) that both live and work in Orange County continues to decline: in 2008, it was 4,567 people under the age of 29, compared to only 3,034 in 2020, its lowest point in 15 years.



SOURCE: U.S. Census OnTheMap, Inflow/Outflow Analysis 2020

Employment and Income

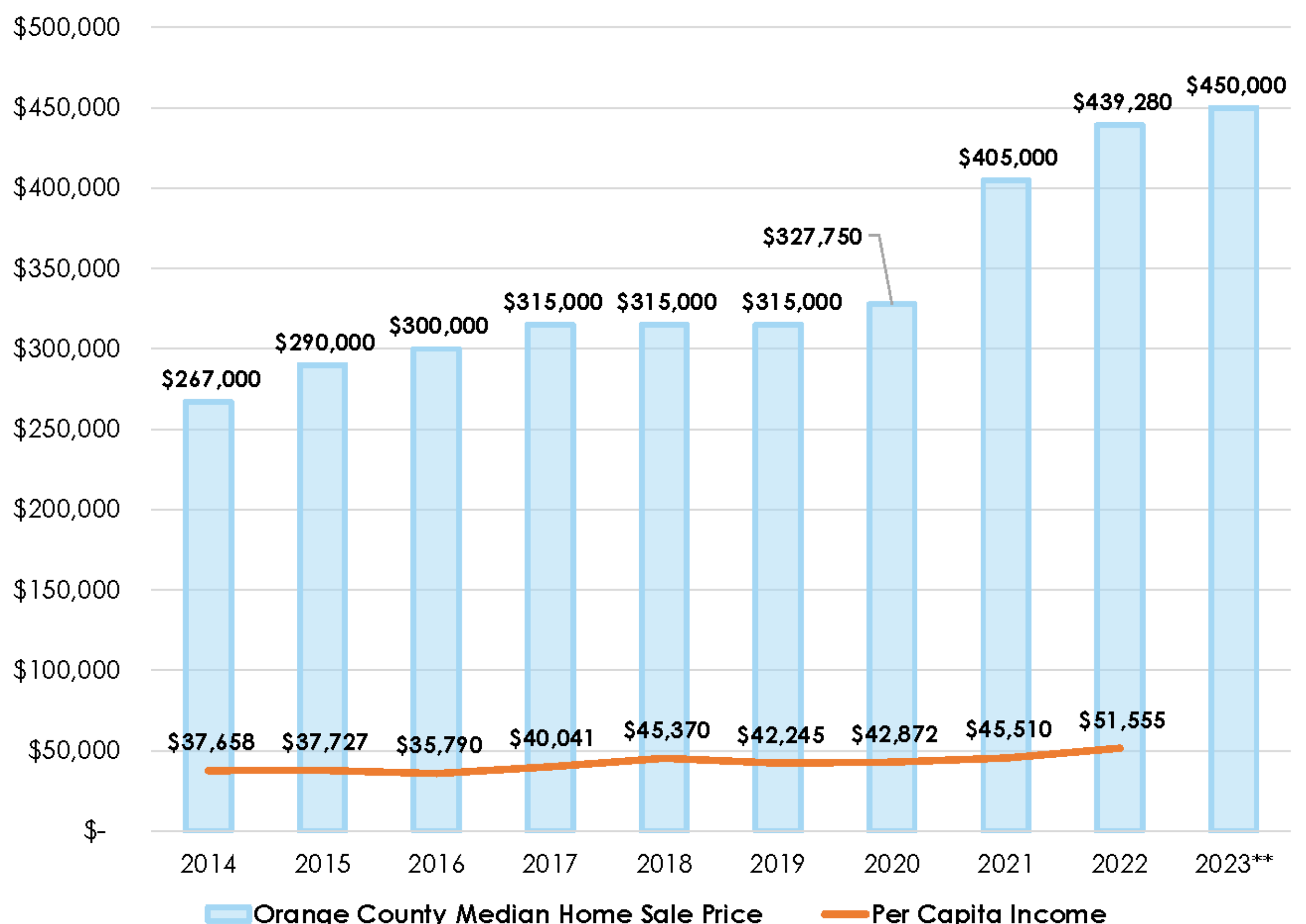
Only 2.5% of Orange County's population is unemployed, compared to 3.3% in North Carolina overall. Although Orange County's poverty rate (14%) is on par with North Carolina's average (14%), it is higher than surrounding counties.* From 2014 until 2023, the median home sales price in Orange County has increased much faster than per capita income.

	Percent of Population Below Poverty Level	Unemployment Rate
Wake County	7.5%	2.7%
Chatham County	9.4%	2.2%
Durham County	10.5%	2.8%
Orange County	12.2%	2.5%
Alamance County	12.6%	3.7%


*The higher level of poverty in Orange County is due in some part to the number of college students living in the county.

SOURCES: Triangle MLS/Allen Tate Realtors Orange County 16th Annual State of the Community Report (September 2023), U.S. Census American Community Survey 1-Year and 5-Year Estimates, 2014-2022

Orange County Median Home Sales Price Compared to Per Capita Income (2014 - 2023)



**2023 data is from January - June 2023.



OUR KITCHEN

Our Economy, Jobs, and Commuting

Share your thoughts!

How should Orange County support workers and the development of new jobs through land use policy? [Place dots next to your top three choices.]

Plan for new employment uses (manufacturing, production, etc.)	
Increase safe, affordable, and efficient transportation options for workers to get to job training and jobs	
Support entrepreneurship and small business development	
Provide more workforce housing	
Remove regulatory barriers to new businesses in Orange County	
Support small businesses through broadband expansion	
Orange County should not be supporting the development of new jobs	
Other (Please describe by writing your thoughts on a post-it note.)	

What types of new employment development* do you support in unincorporated Orange County? [Place dots next to your top three choices.]

Warehousing and logistics	
Research and development	
Manufacturing and production	
Retail/commercial	
Renewable energy production	
Other (Please describe by writing your thoughts on a post-it note.)	

**Stay tuned for the next round of engagement! Next time, we will ask about where these potential employment uses should be located.*

Do you have any other thoughts about economic development or jobs in Orange County? [Please write your thoughts on a post-it note and place below.]





OUR YARD

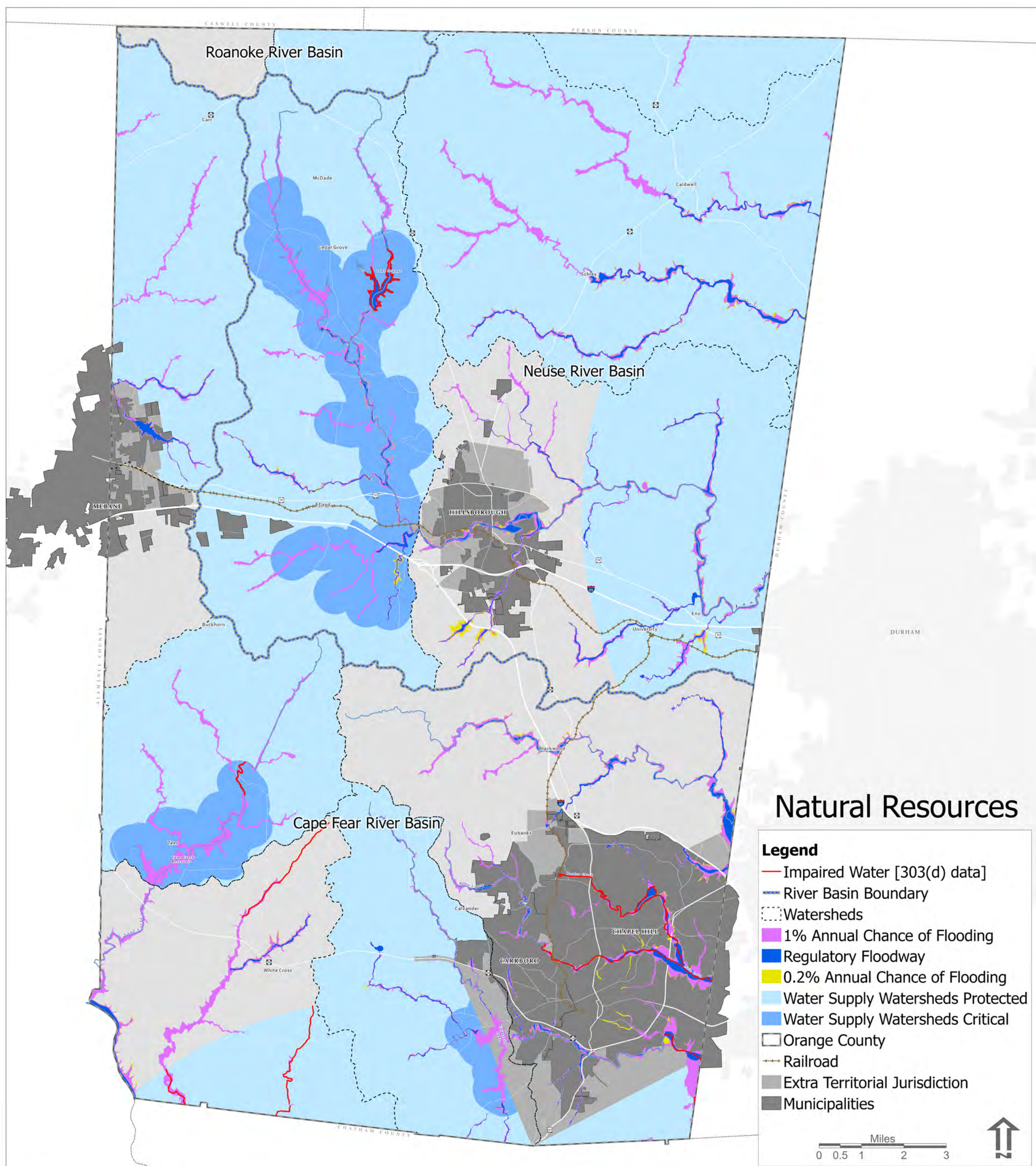
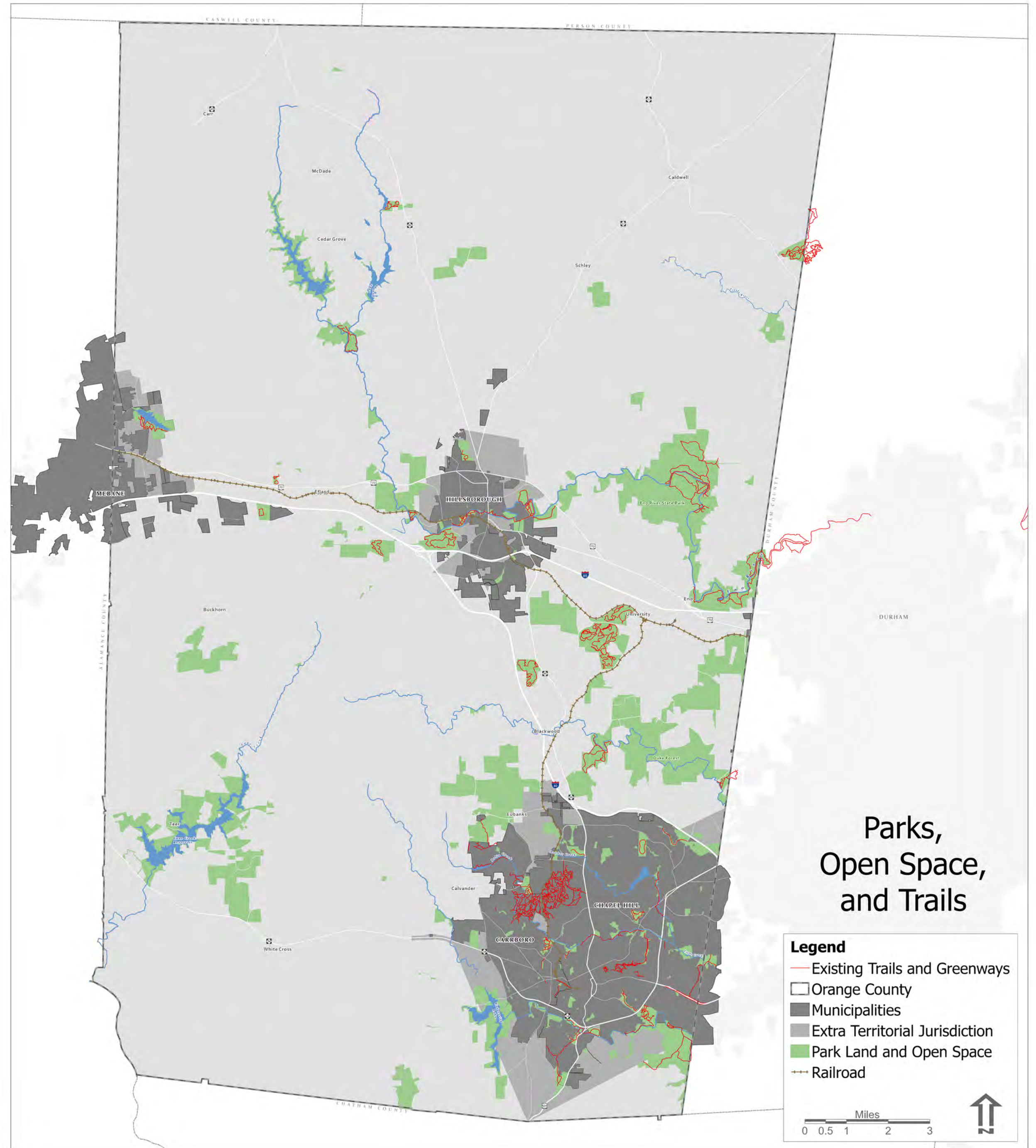
Our Natural Assets

Key Data and Trends

Parks, Open Space, and Trails

Parks and recreation opportunities continues to be a priority for Orange county residents. **The County government operates 11 parks and recreation centers/assets within the unincorporated area.**

The map on the right shows existing trails and greenways, park land, and open space in Orange County, including within the municipalities.



Natural Resources

The map on the left shows natural resources in Orange County, including impaired waterways, river basin boundaries, and watersheds. **These resources are important for both our natural environment and our drinking water.**

Many residents of Orange County are served by one of the five drinking water utilities that serve the County, while nearly 40% of the population of the County relies on their own domestic well, using groundwater for their water supply (2019 State of the Environment).

Preserving natural resources and managing stormwater runoff will help maintain water quality in Orange County.



OUR YARD

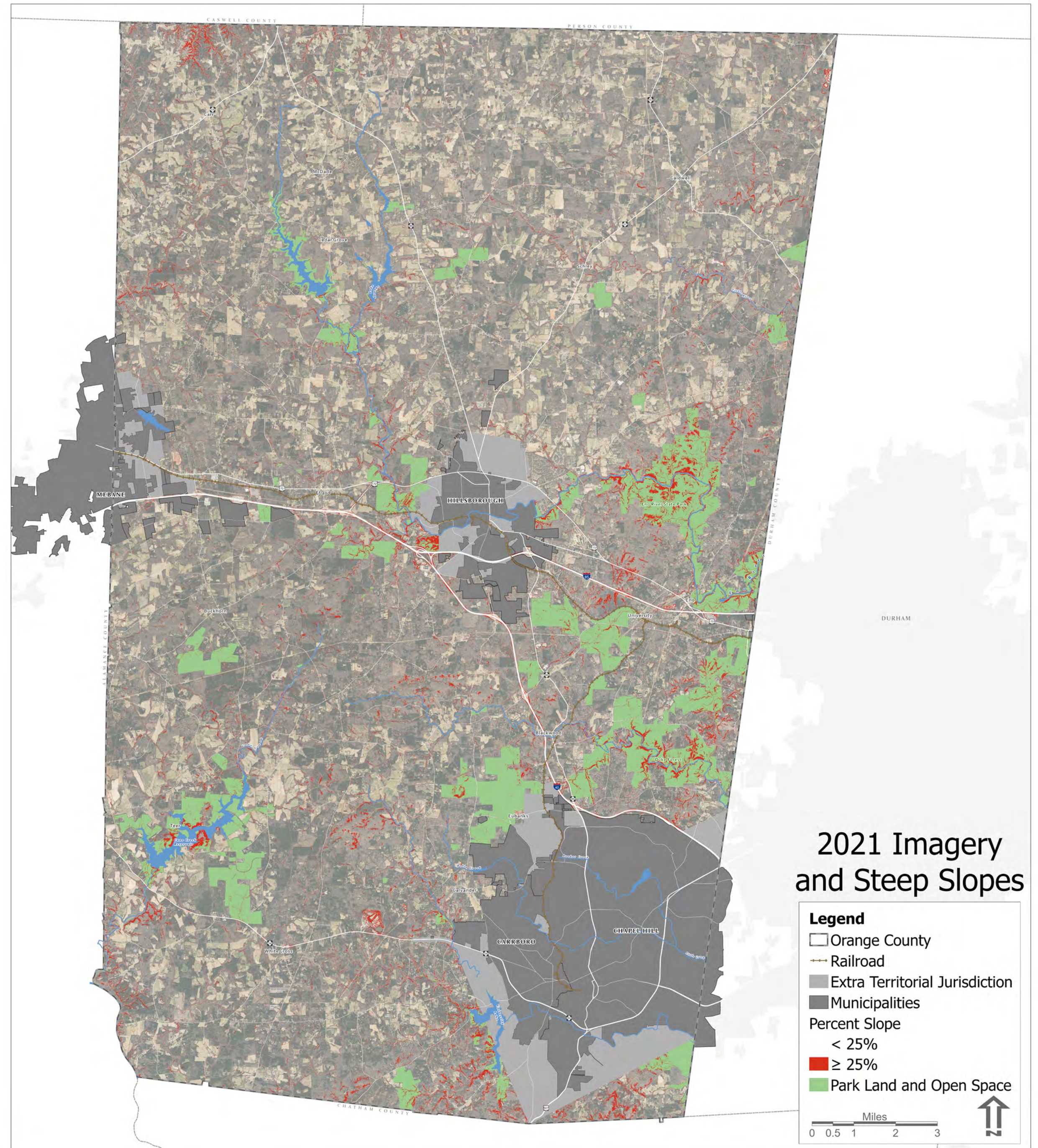
Our Natural Assets

Key Data and Trends, Continued

Land Cover and Steep Slopes

The map on the right shows aerial imagery of land cover in Orange County, including tree canopy cover. The map also shows areas where the slope is greater than 25%, considered a steep slope.

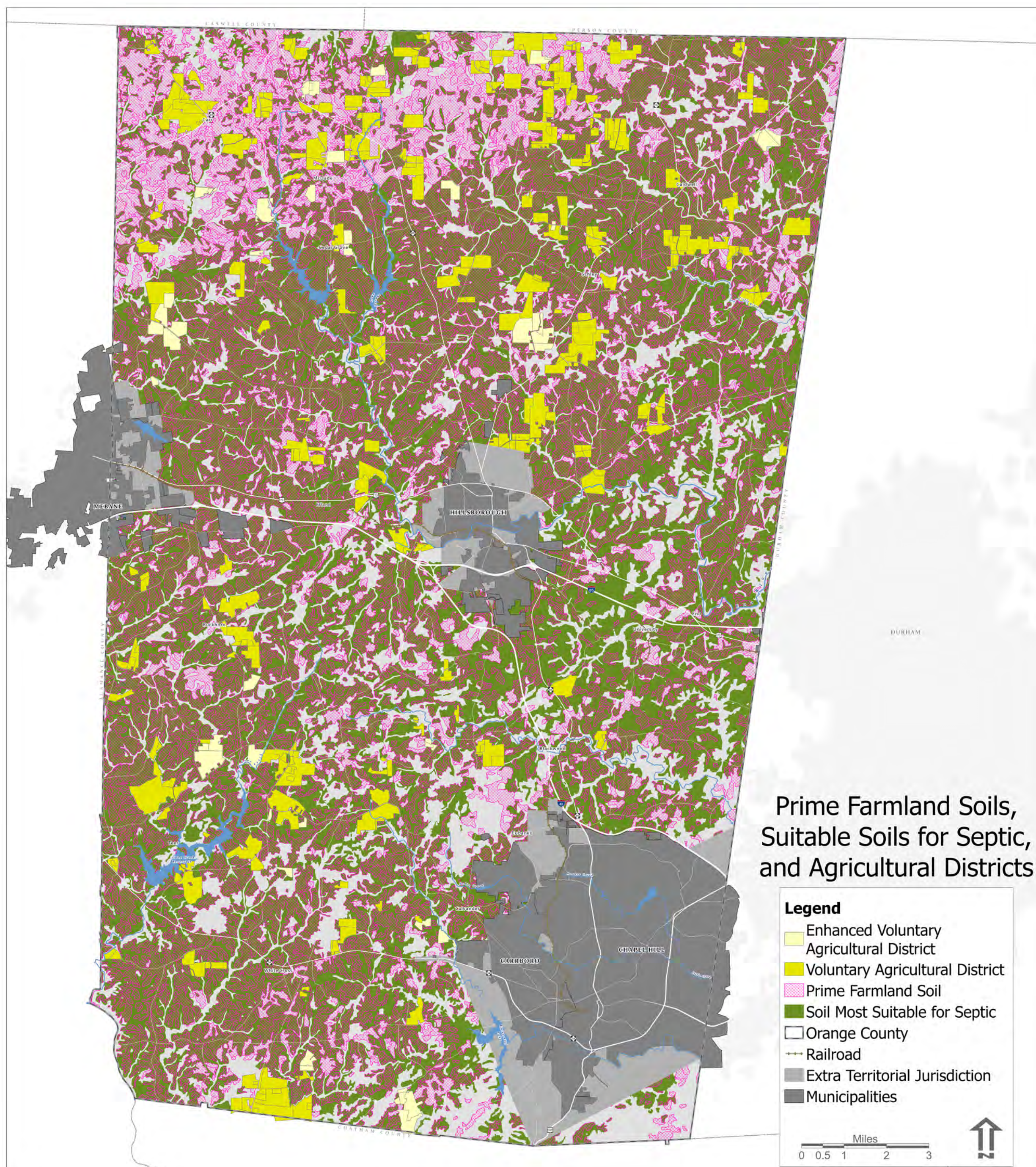
Steep slopes make development more difficult and contribute to increased runoff during rain events. This can increase stormwater runoff, which is when precipitation flows over land and doesn't soak into the ground, carrying fertilizer, oil, pesticides, bacteria, and other pollutants into streams, rivers, and lakes.



Agricultural Lands and Suitable Soils for Septic

The map on the left shows Voluntary Agricultural Districts (VADs) in Orange County. VADs allow landowners to publicly recognize their farms as agricultural lands, encourages the preservation of farmland and working forests, and may protect farms from development. This map also shows soils suitable for septic, which means the soil conditions allow for residential development.

While the overall number of farms in Orange County is increasing, the total number of acres farmed is decreasing. North Carolina is second to Texas nationally for losing farmland to other uses, mostly low density residential. The number of farms and total acres owned by Black & African American farmers is increasing in Orange County.





OUR YARD

Our Natural Assets

Share your thoughts!

What do you think are our most important environmental needs in the future? [Place dots next to your top three choices.]

Ensure water sources are clean	
Ensure clean air for residents	
Protect agricultural/working lands and healthy soils	
Protect communities and properties from flooding	
Provide new recreational options, such as greenways, trails, and parks	
Combat climate change (such as by reducing emissions)	
Other (Please describe by writing your thoughts on a post-it note.)	

What do you think is the most important benefits of protecting the County's agricultural and working lands? [Place dots next to your top three choices.]

Local, healthy food options	
Local textile and other agricultural product options	
Preservation of the local agricultural economy and jobs	
Agriculture-based tourism (Agritourism)	
Preservation of prime/healthy soils for future agricultural use	
Preservation of the environment from development	
I don't think it's necessary for agricultural land to be protected in Orange County	
Other (Please describe by writing your thoughts on a post-it note.)	

When you picture Orange County in 25 years, what do you want to keep the same about the physical environment? What do you want to change? [Please write your thoughts post-it notes and place below.]

Keep the Same	Change

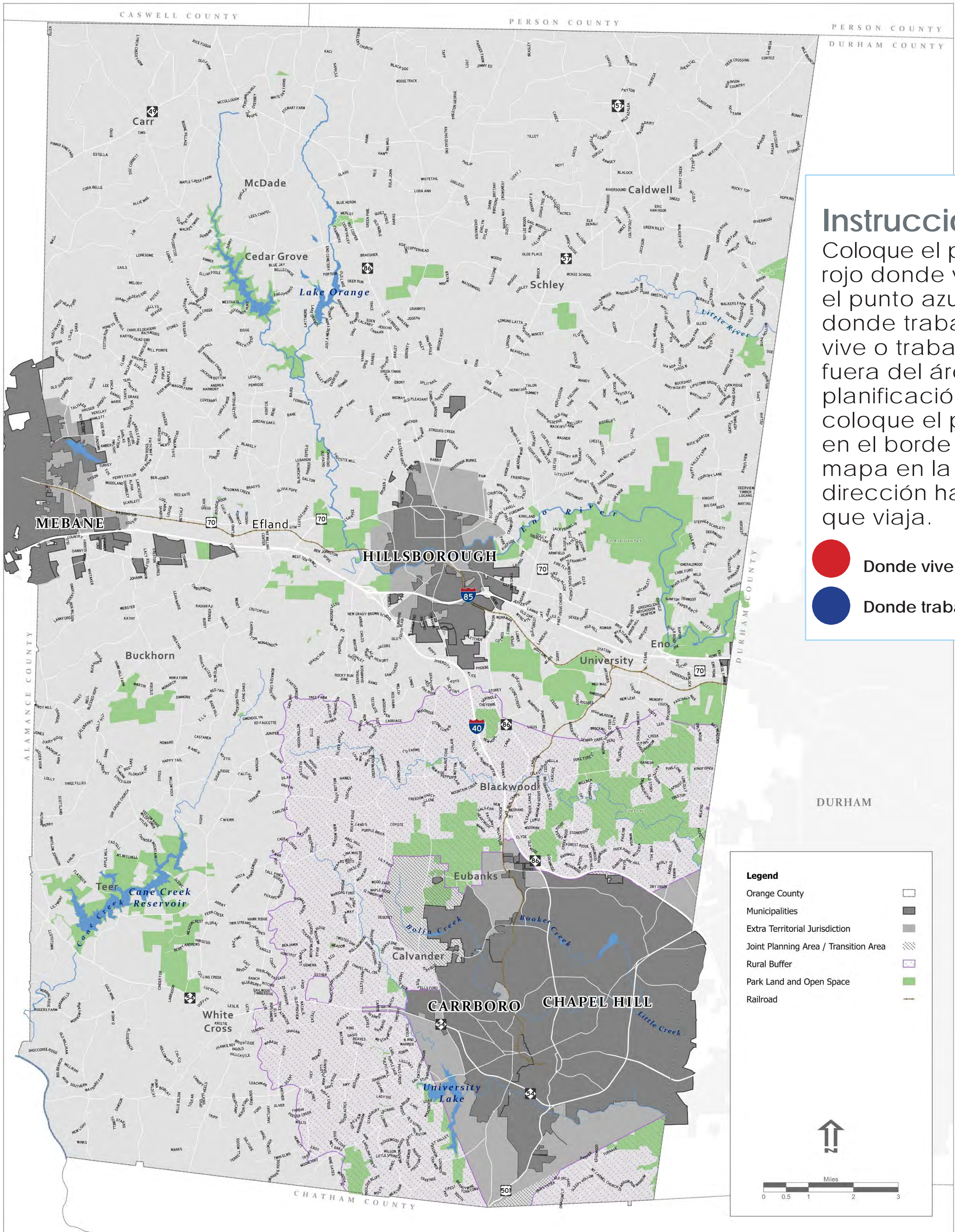
Are there climate-related hazards (heat, drought, wildfire, flooding, storms, etc.) that you are particularly concerned about in Orange County? What are they?





VIVIR/TRABAJAR

¿Dónde vive? ¿Dónde trabaja?





ACERCA DEL PLAN

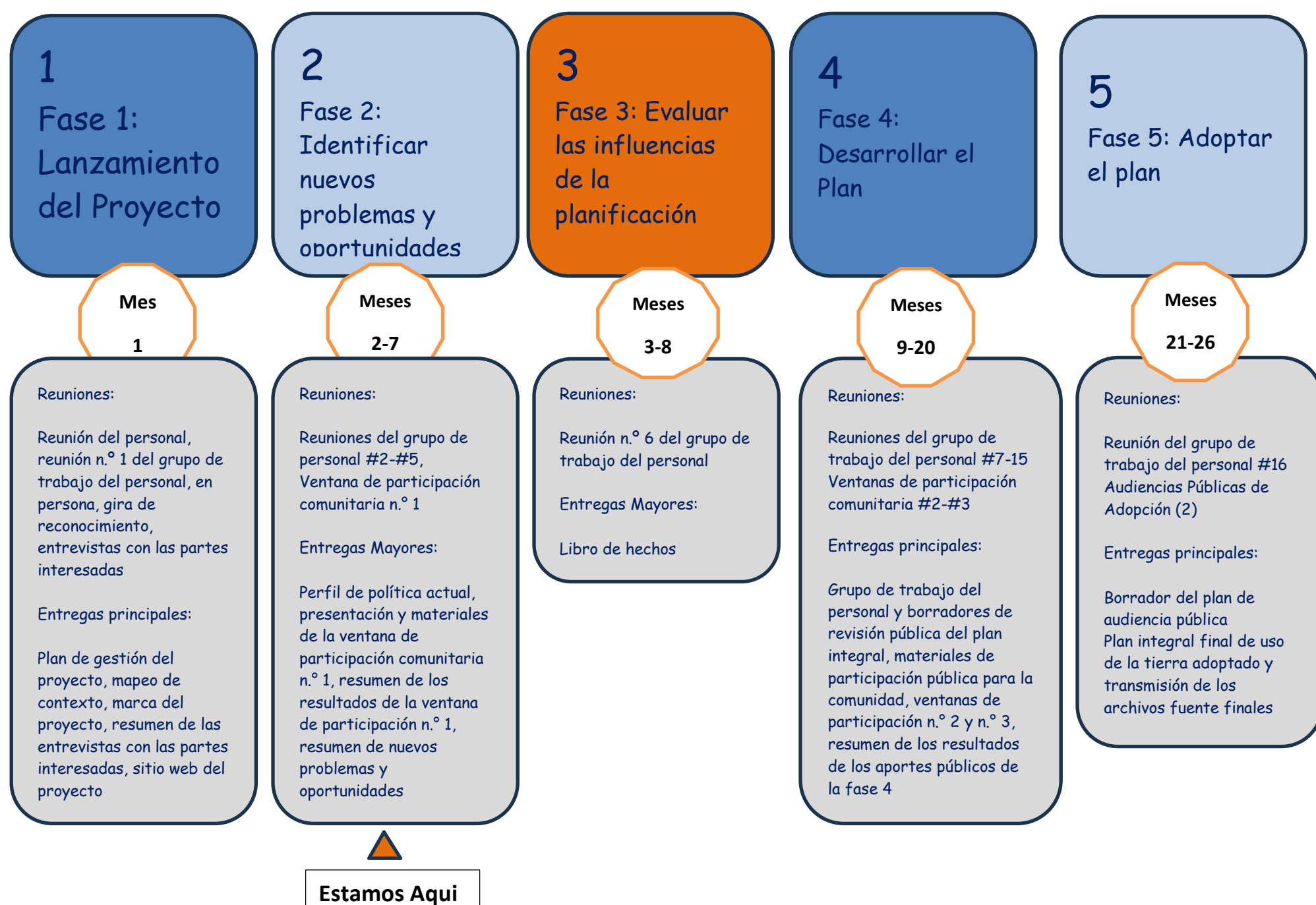
¿Qué es el Plan de Uso de Suelos 2050 del Condado de Orange?

En 2023, el Condado de Orange lanzó un esfuerzo importante llamado Plan de uso de la tierra del Condado de Orange 2050, para establecer una tierra cohesiva en todo el condado, una visión de uso para el futuro y una estrategia viable para lograr esa visión. Este proceso de planificación dará como resultado una reescritura de uno de los documentos de política clave de los condados de Orange, llamado plan de uso de suelo del condado de Orange. El plan de uso de la tierra del Condado de Orange para 2050 servirá para guiar el crecimiento y los esfuerzos de conservación del condado hasta el año 2050. Al establecer metas y objetivos, los funcionarios del condado pueden usar el documento para guiar las decisiones políticas que brinden efectivamente una alta calidad de vida a los miembros de la comunidad.

Historia

El Condado de Orange tiene una larga y exitosa historia en materia de planificación del uso de la tierra y, en particular, gestión del crecimiento. Esto se evidencia en la deseable calidad de vida que se encuentra aquí y las continuas presiones de crecimiento que enfrentan nuestras comunidades. El plan anterior, llamado plan integral 2030, fue adoptado en 2008. Aunque está guiado por principios eternos, ahora se necesita una actualización del plan de uso de la tierra. Ha habido un nuevo crecimiento en el condado y en la región, cambios en las preferencias de la comunidad, evolución de las industrias y mejores prácticas en constante mejora a considerar. Mirando hacia el futuro, queremos construir sobre el condado una base sólida de planificación y visualizar los próximos veinticinco años del Condado de Orange.

¿Cuál es la línea de tiempo?



¿Cómo puedo mantenerme informado? Escanee el código QR o use el URL para registrarse para recibir actualizaciones en el sitio web.



orangecountylanduseplan.com





SOBRE EL TALLER

¡Bienvenido!

¡Gracias por estar con nosotros! Agradecemos su participación en el proceso de Uso de la Tierra 2050 del Condado de Orange. Hay 5 estaciones que puede visitar durante esta reunión. En esta primera estación, puede contarnos dónde vive y trabaja, puede obtener más información sobre el Plan de Uso de Suelos 2050 del Condado de Orange y puede ver el Mapa de Uso Futuro de Suelos actualmente adoptado. A continuación, se muestra un resumen de las otras 4 estaciones.



NUESTRO VECINDARIO

Nuestras Tendencias de Crecimiento

Aprenda sobre la migración hacia y desde el Condado de Orange, el crecimiento de la población a lo largo del tiempo e información básica sobre vivienda. Comparta sus opiniones sobre sus inquietudes sobre la vivienda, la identidad del Condado de Orange en la región y cuestiones clave relacionadas con el crecimiento.



NUESTRO DEN

Nuestras Diversas Personas y Comunidades


Obtenga más información sobre las poblaciones vulnerables y los cambios de población en el Condado de Orange. Comparta sus opiniones sobre lo que le gusta del Condado de Orange, lo que los mantendrá a usted y a su familia aquí durante los próximos 25 años y sus mayores preocupaciones sobre el futuro del Condado de Orange.



NUESTRO PATIO

Nuestros Activos Naturales

Obtenga más información sobre los senderos y parques, los recursos naturales y las tierras agrícolas y de trabajo del Condado de Orange. Comparta sus pensamientos sobre las necesidades ambientales futuras, la protección de las tierras agrícolas y de trabajo y los peligros relacionados con el clima.



NUESTRA COCINA

Nuestra Economía, Empleos y Desplazamientos

Obtenga más información sobre las tendencias de desplazamientos, empleo y ingresos del Condado de Orange. Comparta sus opiniones sobre nuevos empleos y el desarrollo relacionado con el empleo en el futuro.

¡Queremos escuchar de usted!

Si no puede permanecer durante la reunión completa, diríjase al sitio web para completar las actividades de participación en línea.



ORANGE COUNTY
LAND USE PLAN
Guiding Our Future **2050**

orangecountylanduseplan.com





NUESTRO VECINDARIO

Nuestras Tendencias de Crecimiento Regional y Local

Datos Clave y Tendencias

Mudarse Dentro y Fuera del Condado

La población total del Condado de Orange es 148.696, o alrededor de 58.048 hogares. El tamaño promedio de un hogar en el condado de Orange es de 2,47 personas. La mayoría de los hogares que se mudan al Condado de Orange provienen de otros estados del sur de los Estados Unidos (39%). Cuando los hogares abandonan el Condado de Orange, el 45% se muda a otros estados del sur. Dentro de Carolina del Norte, muchos hogares están abandonando el condado de Orange para mudarse al condado de Durham (41%).

Crecimiento de la Población

El crecimiento del condado de Orange ha sido más lento que el de los condados circundantes de 2010 a 2020.

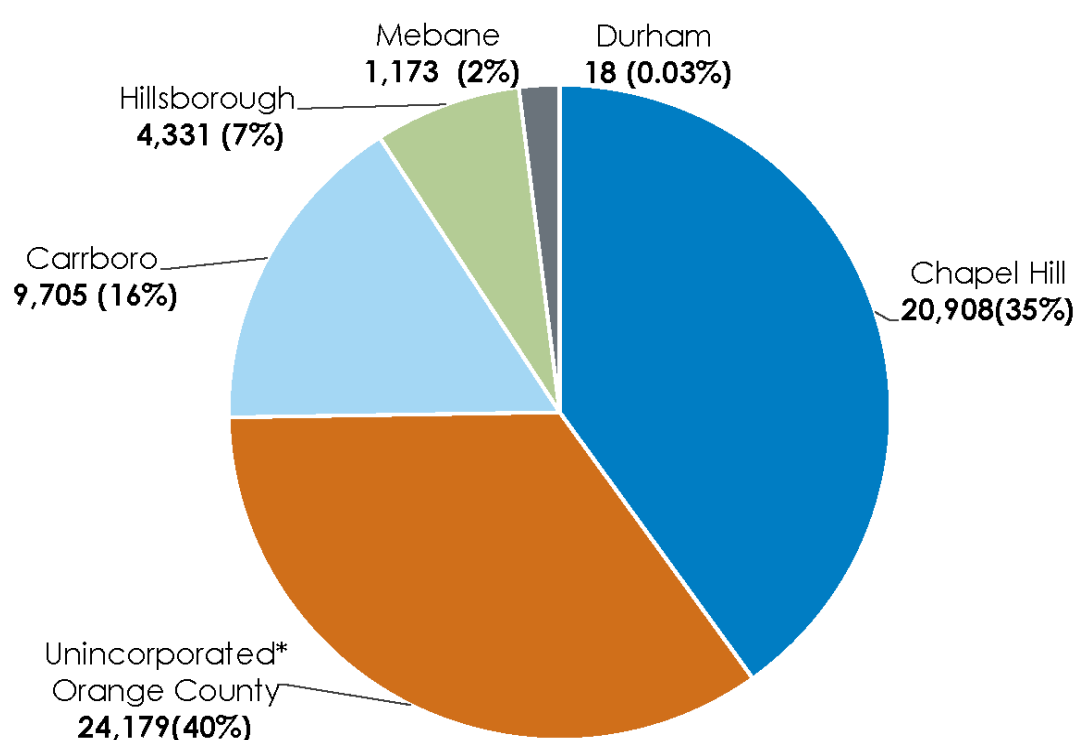
	Población -2010	Población -2020	Cambio de % de crecimiento
Orange County	133,801	148,696	11%
Alamance	151,131	171,415	13%
Chatham County	63,505	76,285	20%
Durham County	267,587	324,833	21%
Wake County	900,993	1,129,410	25%

FUENTE: Censo de EE. UU., Censo Decenal de 2010 y 2020

Vivienda

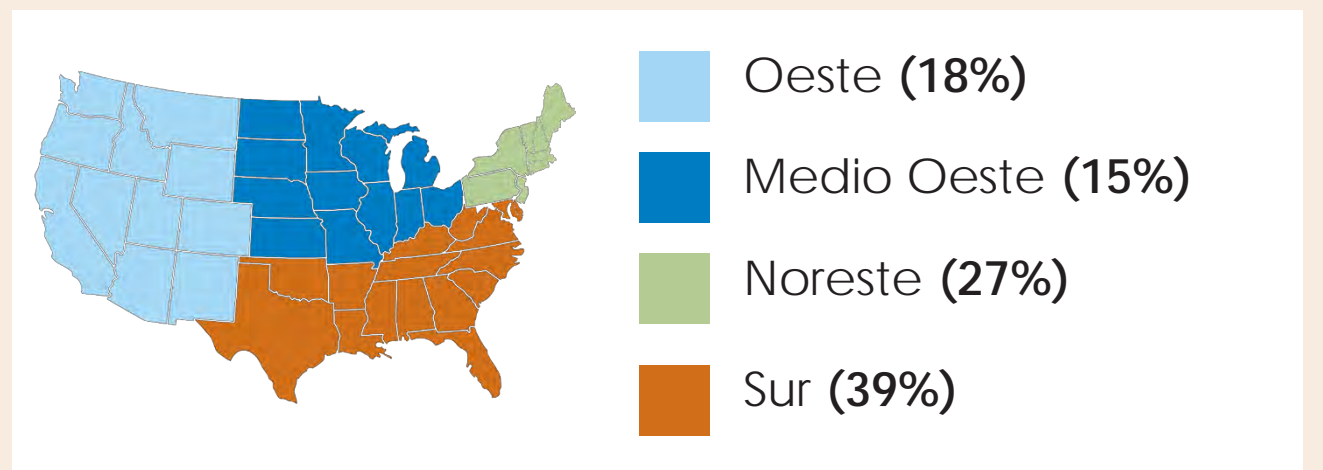
El porcentaje de inquilinos que están agobiados por los costos ha disminuido en toda nuestra región, excepto en el Condado de Orange. Estar agobiado por los costos significa gastar más del 30% de los ingresos del hogar en costos de vivienda. El Condado de Orange está rezagado respecto de otros condados en la construcción de nuevas unidades de vivienda para satisfacer la demanda.

Número Total de Unidades de Vivienda

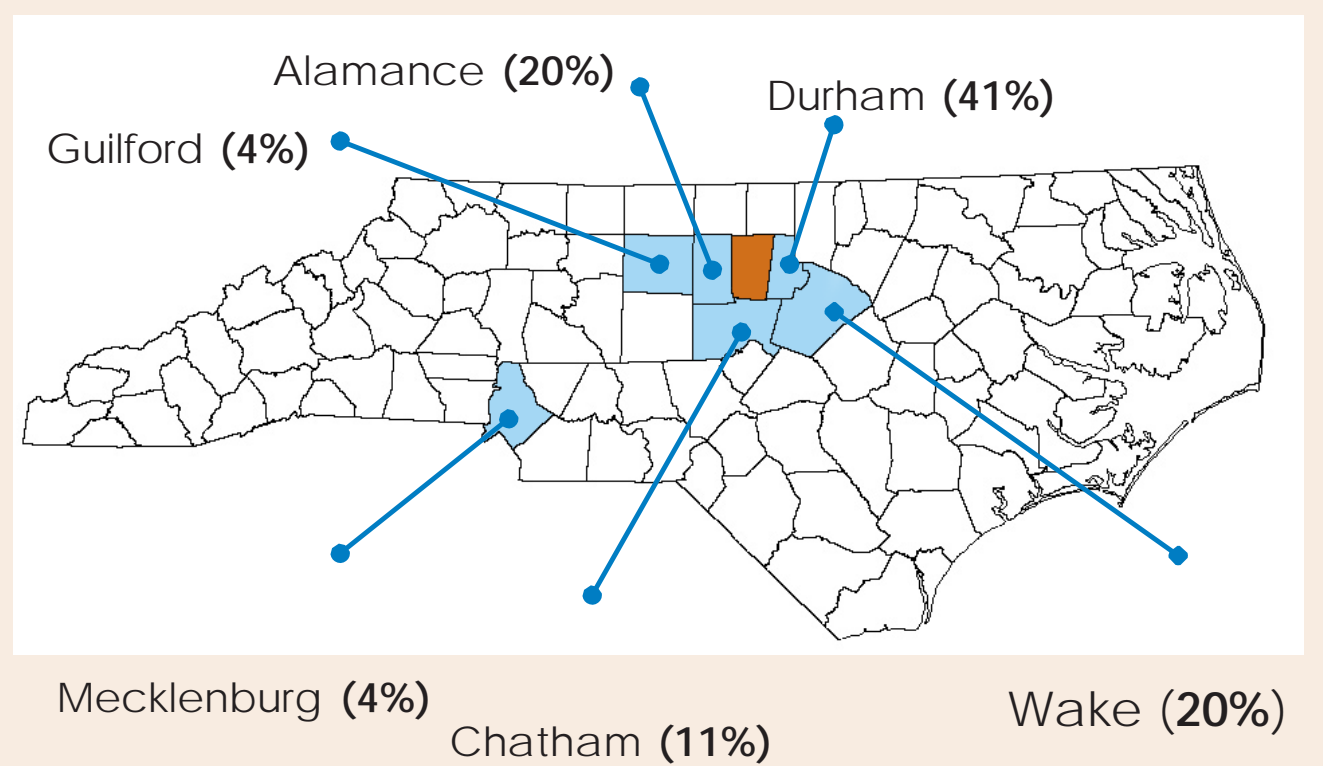


*Condado de Orange no incorporado significa las áreas del Condado de Orange, pero fuera de los municipios, incluidos Carrboro, Chapel Hill, Durham, Hillsborough y Mebane.

Hogares que se Mudan al Condado de Orange (Por región de EE. UU. %)

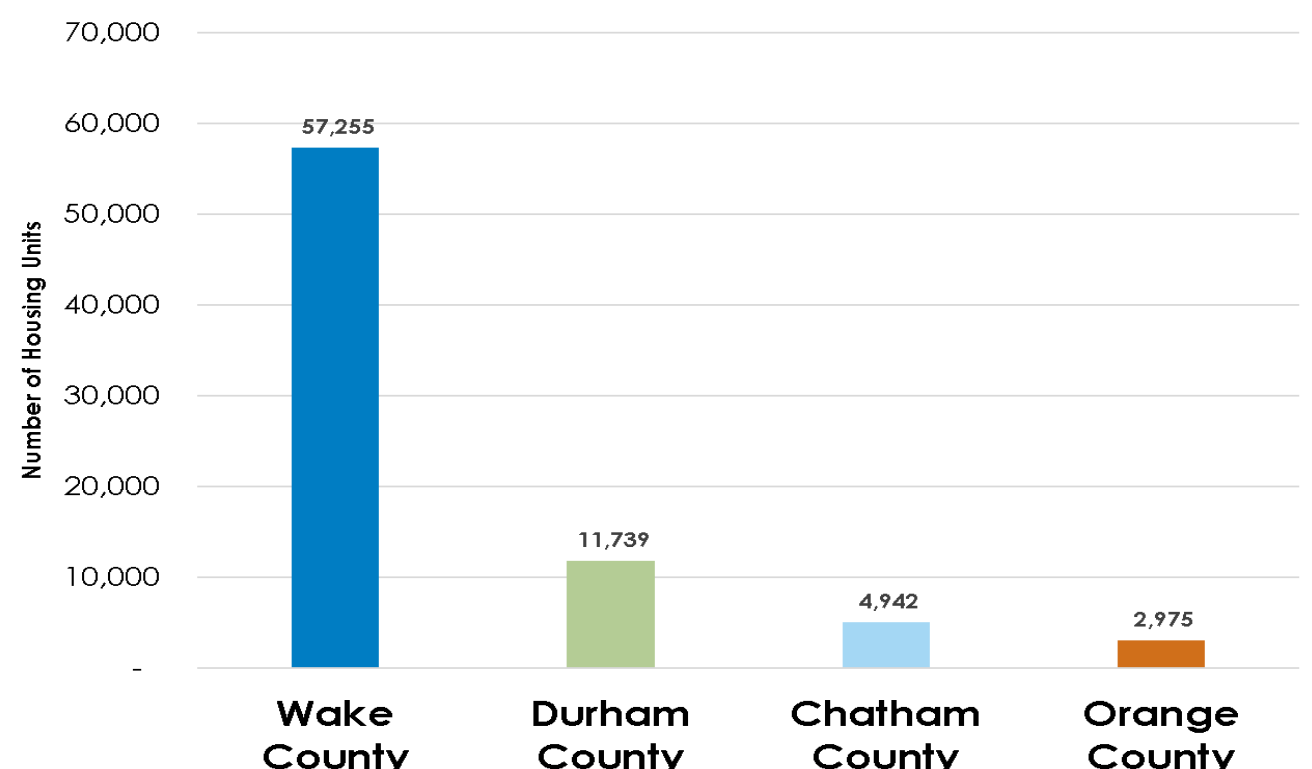


Hogares que se Mudan Fuera del Condado de Orange (Hacia Otros Condados de Carolina del Norte)



FUENTES: Datos del IRS, del 16° Informe Anual sobre el Estado de la Comunidad del Condado de Orange (septiembre de 2023)

Número de Unidades de Vivienda Nuevas a la Venta (Construido entre enero de 2010 y junio de 2023)



FUENTE: Encuesta sobre la comunidad estadounidense (estimaciones quinquenales 2017-2021), del 16° Informe anual sobre el estado de la comunidad del condado de Orange (septiembre de 2023)



NUESTRO VECINDARIO

Nuestras Tendencias de Crecimiento Regional y Local

¡Comparta sus pensamientos!

¿Le preocupa el aumento de los costes de la vivienda? Si es así, ¿cuáles son sus mayores preocupaciones relacionadas con los costos de la vivienda? [Coloque puntos al lado de sus tres opciones principales.]

Pagar mis impuestos a la propiedad	
No poder permitirse el lujo de comprar una casa (pago inicial, pagos mensuales o precio de venta total)	
Aumento de los pagos de alquiler	
No puedo pagar el alquiler	
No me preocupa el aumento de los precios de las viviendas.	
Otro (describalo escribiendo sus pensamientos en una nota adhesiva).	

En 2050, ¿cuál debería ser la identidad del Condado de Orange en la región? [Coloque puntos al lado de sus tres opciones principales].

Centro de atención médica	
Buen lugar para jubilarse	
Conocido por las granjas locales y el agroturismo (como puestos agrícolas y cervecerías)	
Seguro, orientado a la familia, con excelentes escuelas.	
Economía en crecimiento y diversificación con nuevas opciones de empleo	
Bosques, ríos y otros espacios naturales bien conservados	
Comunidad vibrante y acogedora con diversas comodidades y multicultural. oportunidades	
Comunidad amigable para caminar y andar en bicicleta que prioriza el transporte público y no requiere un coche para moverse.	
Otro (describalo escribiendo sus pensamientos en una nota adhesiva).	

¿Cuáles son las cuestiones clave relacionadas con el crecimiento local y regional que deberían abordarse en este plan? [Coloque puntos al lado de sus tres opciones principales.]

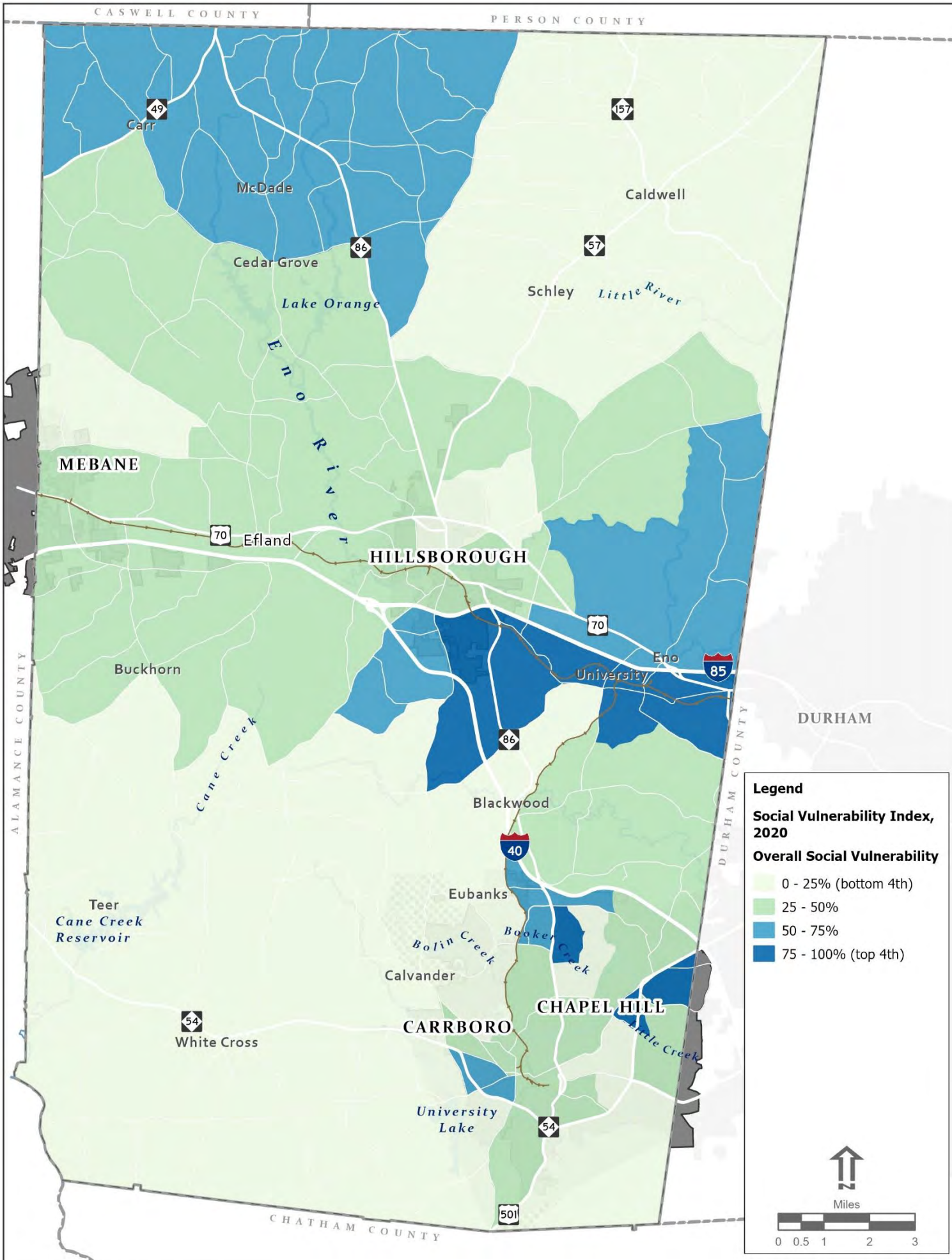
Necesita más opciones de vivienda	
Necesita viviendas más asequibles cerca de oportunidades laborales	
Necesidad de mantener una sensación de pueblo pequeño con el crecimiento de la población	
Los impuestos a la propiedad son demasiado altos	
Necesita más oportunidades laborales en el condado de Orange	
Necesitan más empleadores grandes para competir con otros países de la región	
Un nuevo desarrollo podría afectar nuestro entorno natural	
El tráfico empeora y los trayectos son cada vez más largos	
Desarrollo sostenible para mitigar los impactos del cambio climático (inundaciones, calor, huracanes, etc.)	
Desarrollo sostenible para mitigar los impactos del cambio climático (inundaciones, calor, huracanes, etc.)	
Otro (describalo escribiendo sus pensamientos en una nota adhesiva).	



NUESTRA GUARIDA

Nuestras Diversas Personas y Comunidades

Datos Clave y Tendencias



DRAFT: 10/17/2023

FUENTE: Índice de Vulnerabilidad Social CDC/ATSDR 2020

Cambios de Población

Carolina del Norte ocupa el octavo lugar a nivel nacional en el número de personas mayores de 65 años. Entre 2010 y 2018, el Condado de Orange creció en 12,325 residentes. En el mismo período, su grupo de edad de 65 años o más creció en 7.575 residentes (principalmente por el envejecimiento y algo de inmigración). Esto significa que el 61,5% del crecimiento poblacional del Condado de Orange provino de la población de 65 años o más, lo cual es más alto que el de los condados circundantes.

FUENTES: Plan Maestro de Envejecimiento del Condado de Orange, arriba; 16° Anual del Condado de Orange Informe Estado de la Comunidad (septiembre 2023), derecha

Vulnerabilidad Social

La vulnerabilidad social se refiere a la capacidad de una comunidad para prepararse y responder al estrés de eventos peligrosos, que van desde desastres naturales (como huracanes) hasta amenazas causadas por el hombre (como derrames de sustancias químicas tóxicas). El Índice de Vulnerabilidad Social de los CDC muestra la vulnerabilidad social del Condado de Orange (izquierda) por seguimiento censal, utilizando 16 factores de 4 temas clave. Las pistas del censo se clasifican según el percentil de vulnerabilidad social, siendo 0% el menos vulnerable y 100 el más vulnerable.

SITUACIÓN SOCIOECONÓMICA

Por debajo del 150% de pobreza
 Desempleados
 Carga de costos de vivienda
 Sin diploma de escuela secundaria
 Sin seguro médico

CARACTERÍSTICAS DEL HOGAR

65 años o más, 17 años o menos, Civil con discapacidad, Hogares monoparentales
 Dominio del idioma inglés

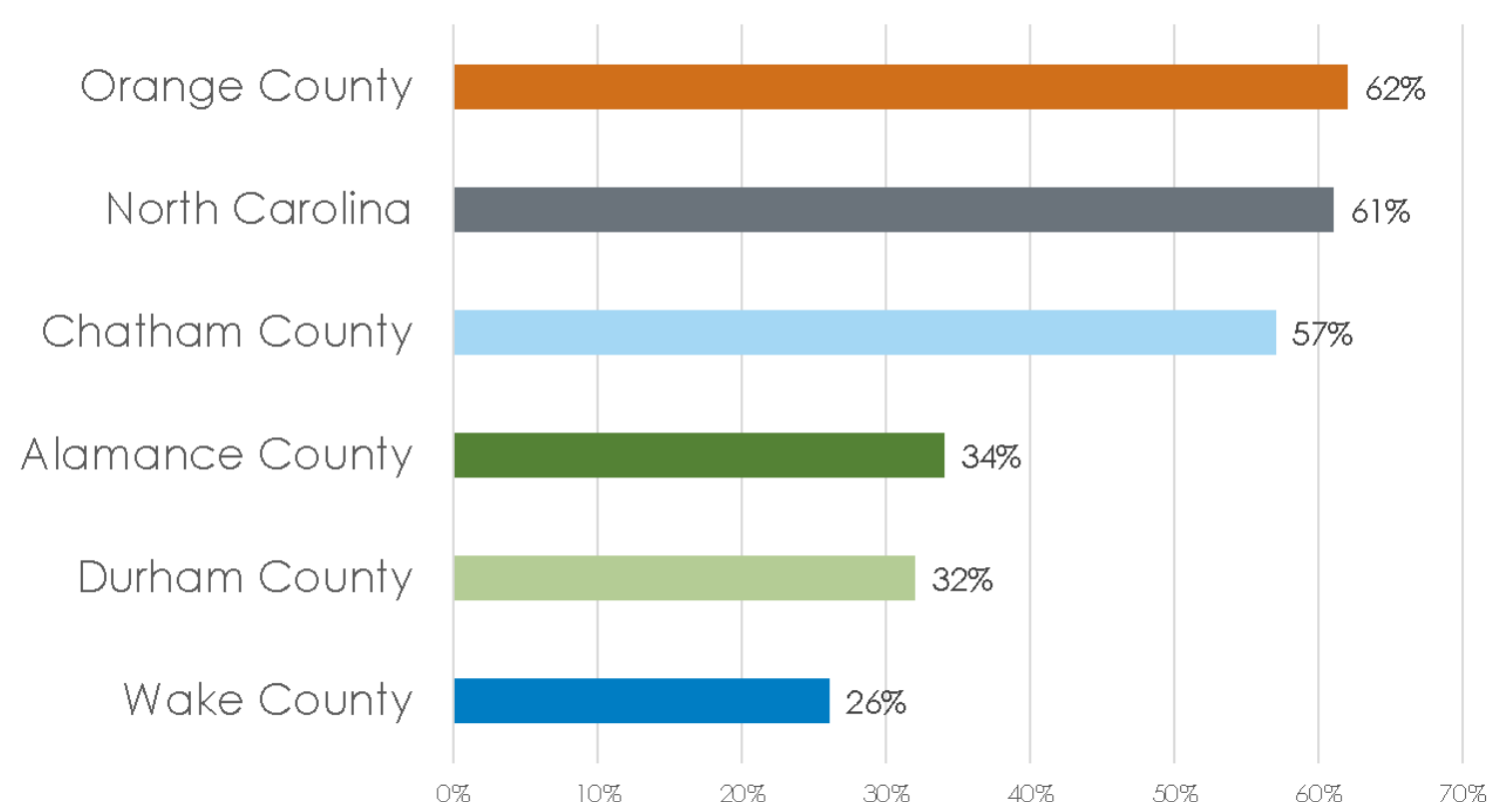
ESTADO DE MINORÍA RACIAL Y ÉTNICA

Hispano o latino (de cualquier raza) Negro o afroamericano*
 Asiático*
 Nativo de Hawái o de las islas del Pacífico*
 Dos o más carreras*
 Otras razas*
 *No Hispano o Latino

TIPO DE VIVIENDA Y TRANSPORTE

Estructuras de Unidades Múltiples
 Casas Móviles
 Hacinamiento (Más Personas que Habitaciones en una Casa)
 Sin Vehículo
 Cuartos de Grupo

Proporción del Crecimiento Demográfico en el Período 2010-2020 debido al Crecimiento de Personas de 65 años o Más





NUESTRA GUARIDA

Nuestras Diversas Personas y Comunidades

¡Comparta sus pensamientos!

¿Qué es lo que más le gusta del condado de Orange? [Coloque puntos al lado de sus tres opciones principales.]

El ambiente natural	
La gente	
Es un gran lugar para criar una familia.	
Raíces históricas y culturales	
Oportunidades de recreación (como parques y senderos)	
Comunidad segura	
Oportunidades de trabajo	
Otro (describalo escribiendo sus pensamientos en notas adhesivas).	

¿Qué lo mantendrá a usted y/o a su familia en el Condado de Orange durante los próximos 25 años? [Coloque puntos al lado de sus tres opciones principales.]

Formas más seguras y asequibles de viajar a lugares (andar en bicicleta, caminar o viajar en autobús o transporte público)	
Opciones de vivienda más asequibles	
Mejor acceso a un servicio de Internet de alta calidad	
Educación pública continua de alta calidad.	
Asequibilidad general del estilo de vida (costos de vivienda, costos de transporte, atención médica costos e impuestos locales)	
Más oportunidades laborales	
Mejor acceso a la recreación y al aire libre	
No necesito nada mas	
No vivo en el condado de Orange.	
Otro (describalo escribiendo sus pensamientos en una nota adhesiva).	

¿Cuál es su mayor preocupación sobre el futuro del condado? [Por favor escriba sus pensamientos en una nota adhesiva y colóquela debajo.]





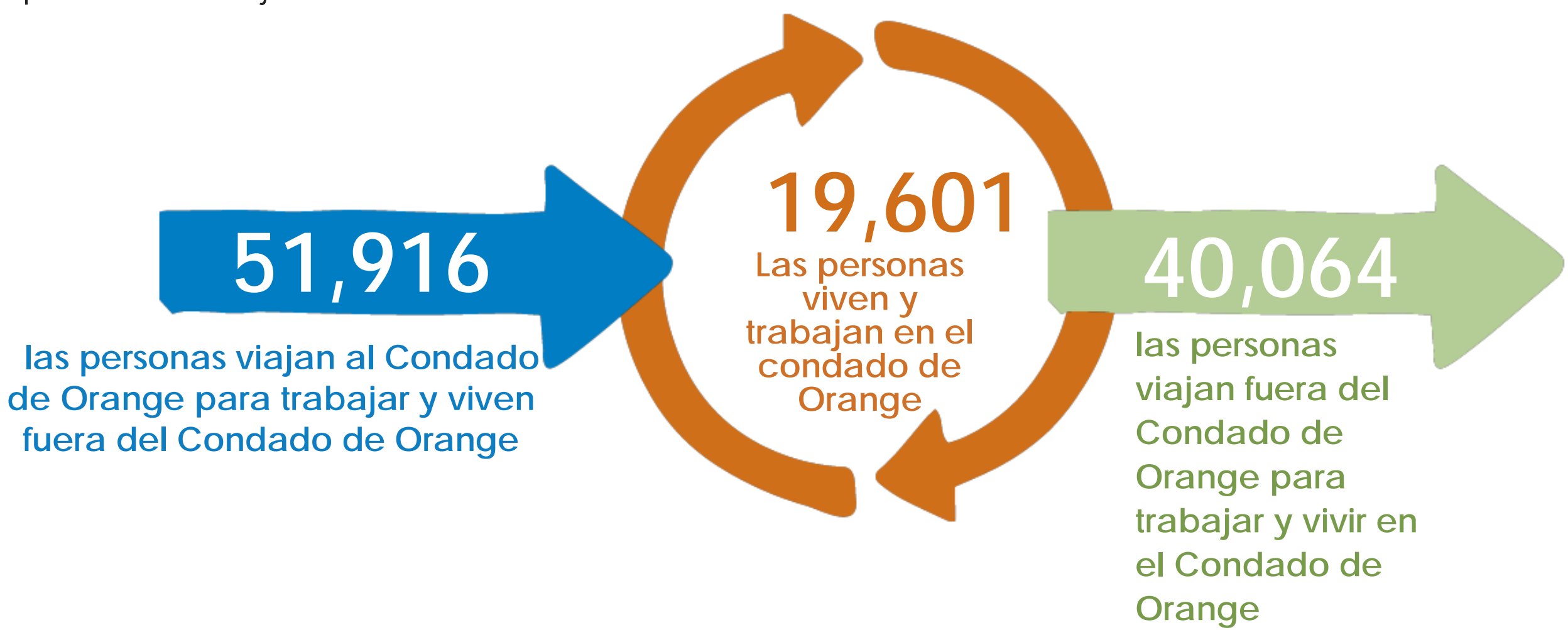
NUESTRA COCINA

Nuestra Economía, Empleos y Desplazamientos

Datos Clave y Tendencias

Desplazamientos

De todas las personas que **viven** en el Condado de Orange y que están empleadas, el 68% trabaja fuera del Condado de Orange y el 32% vive y trabaja en el Condado de Orange. De todas las personas **empleadas** en el Condado de Orange, el 73% vive fuera del Condado de Orange y el 27% vive y trabaja en el Condado de Orange. Además, el número de trabajadores jóvenes (menores de 29 años) que viven y trabajan en el condado de Orange sigue disminuyendo: en 2008, eran 4.567 personas menores de 29 años, frente a sólo 3.034 en 2020, su punto más bajo en 15 años.



FUENTE: Censo de EE. UU. en TheMap, análisis de entradas y salidas 2020

Empleo e Ingresos

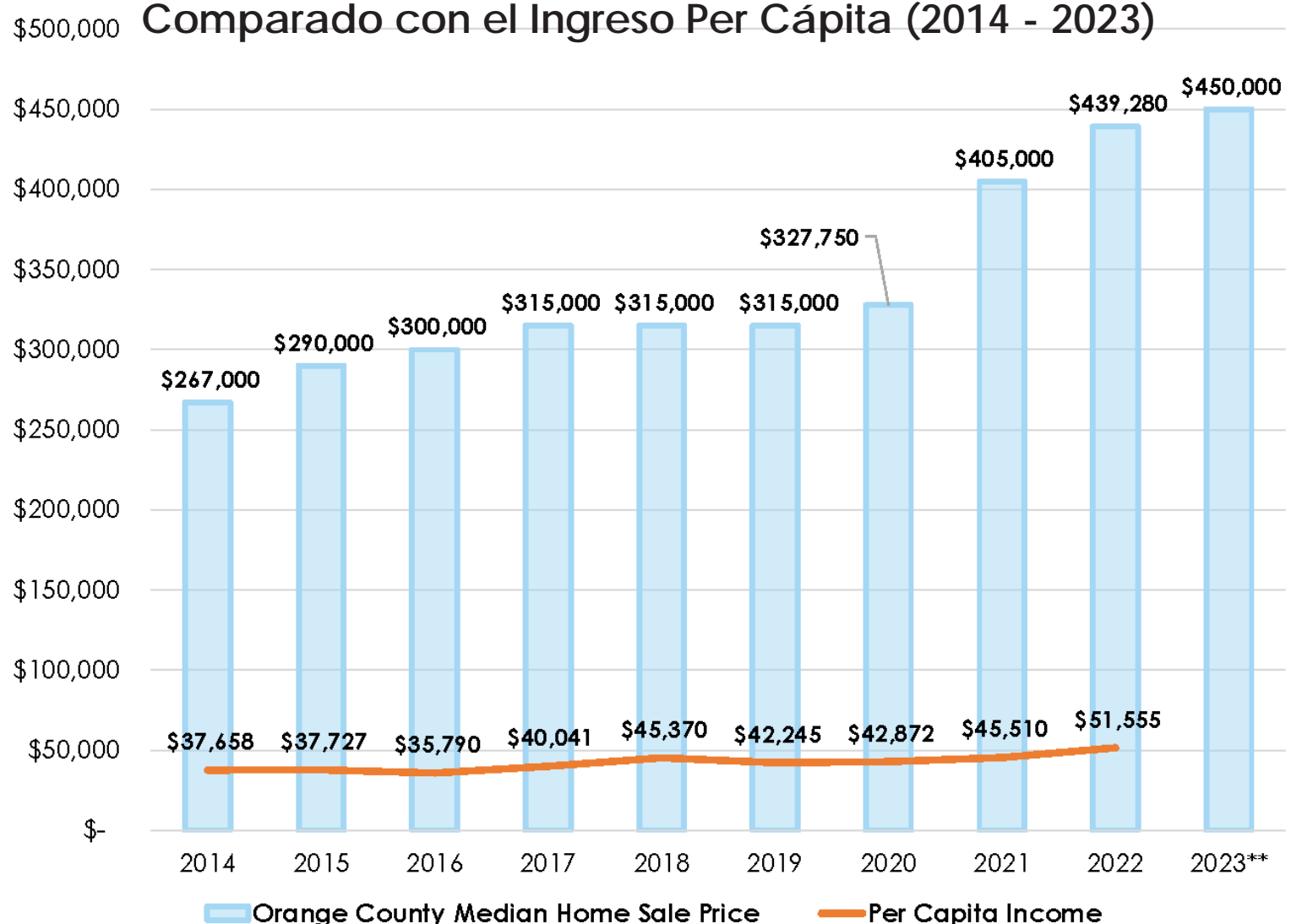
Sólo el 2,5% de la población del condado de Orange está desempleada, en comparación con el 3,3% en Carolina del Norte en general. Aunque la tasa de pobreza del Condado de Orange (14%) está a la par con el promedio de Carolina del Norte (14%), es más alta que la de los condados circundantes. * Desde 2014 hasta 2023, el precio medio de venta de viviendas en el Condado de Orange ha aumentado mucho más rápido que el ingreso per cápita.

	Porcentaje de Población Por Debajo del Nivel de Pobreza	Indices de Desempleo
Wake County	7.5%	2.7%
Chatham County	9.4%	2.2%
Durham County	10.5%	2.8%
Orange County	12.2%	2.5%
Alamance County	12.6%	3.7%


*El mayor nivel de pobreza en el Condado de Orange se debe en parte a la cantidad de estudiantes universitarios que viven en el condado.

FUENTES: Triangle MLS/Allen Tate Realtors 16.º informe anual sobre el estado de la comunidad del condado de Orange (septiembre de 2023), estimaciones de 1 y 5 años de la encuesta sobre la comunidad estadounidense del censo de EE. UU., 2014-2022

Precio Medio de Venta de Viviendas en el Condado de Orange Comparado con el Ingreso Per Cápita (2014 - 2023)



**Los datos de 2023 son de enero a junio de 2023.



NUESTRA COCINA

Nuestra Economía, Empleos y Desplazamientos

¡Comparta sus pensamientos!

¿Cómo debería el Condado de Orange apoyar a los trabajadores y el desarrollo de nuevos empleos a través de una política de uso de la tierra? [Coloque puntos al lado de sus tres opciones principales.]

Plan de nuevos usos laborales (manufactura, producción, etc.)	
Aumentar las opciones de transporte seguras, asequibles y eficientes para que los trabajadores lleguen a la capacitación laboral y a los empleos.	
Apoyar el emprendimiento y el desarrollo de pequeñas empresas.	
Proporcionar más viviendas para la fuerza laboral	
Eliminar las barreras regulatorias para nuevos negocios en el Condado de Orange	
Apoyar a las pequeñas empresas a través de la expansión de la banda ancha	
El Condado de Orange no debería apoyar el desarrollo de nuevos empleos	
Otro (describalo escribiendo sus pensamientos en una nota adhesiva).	

¿Qué tipos de desarrollo de nuevos empleos* apoya en la zona no incorporada de Orange? ¿Condado? [Coloque puntos al lado de sus tres opciones principales.]

Almacenamiento y logística	
Investigación y desarrollo	
Manufactura y producción	
Minorista/comercial	
Producción de energía renovable	
Otro (describalo escribiendo sus pensamientos en una nota adhesiva).	

*¡Estén atentos a la próxima ronda de compromiso! La próxima vez preguntaremos dónde deberían ubicarse estos usos potenciales de empleo.

¿Tiene alguna otra idea sobre el desarrollo económico o los empleos en el Condado de Orange? [Por favor escriba sus pensamientos en una nota adhesiva y colóquela debajo.]





NUESTRO PATIO

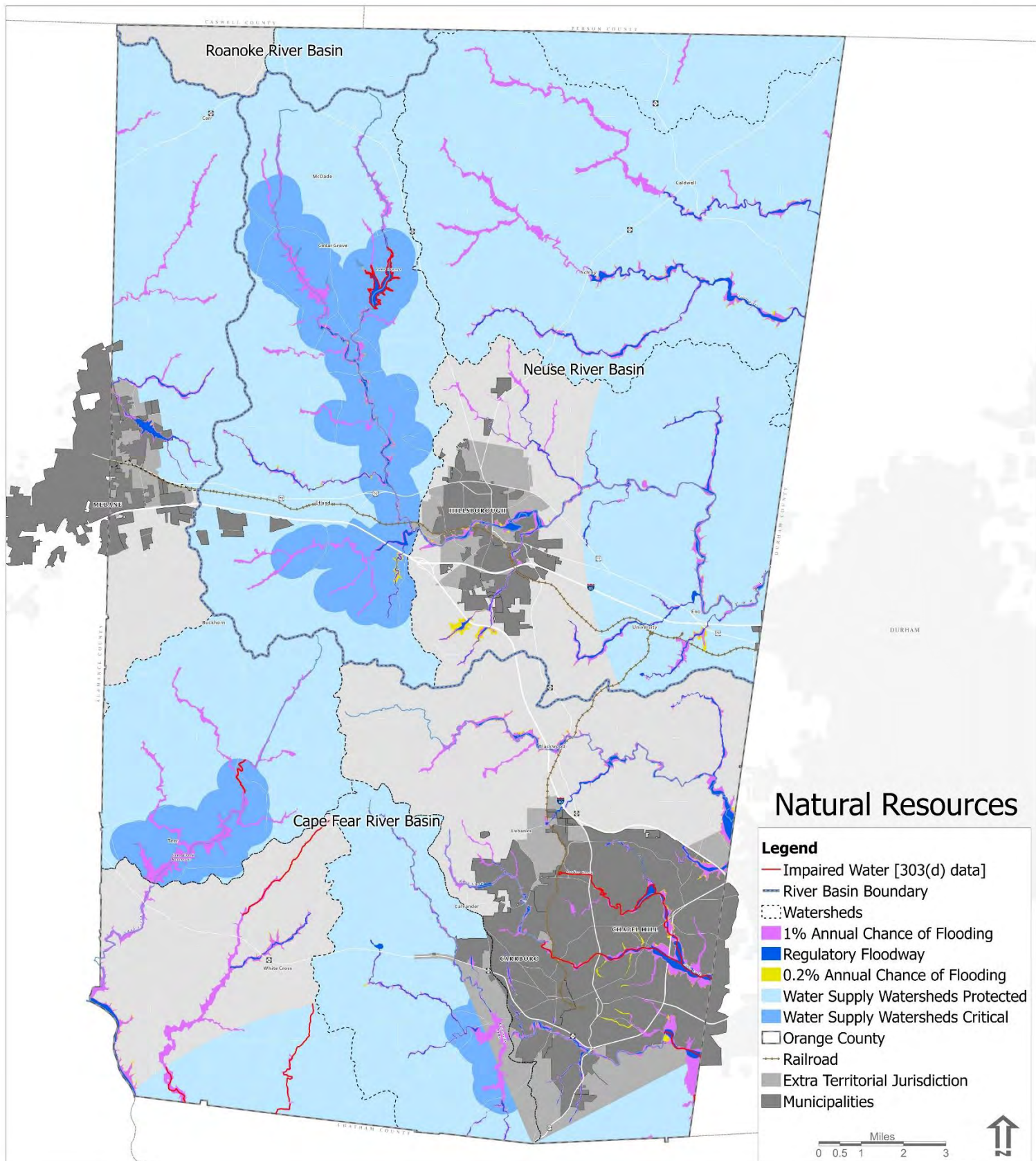
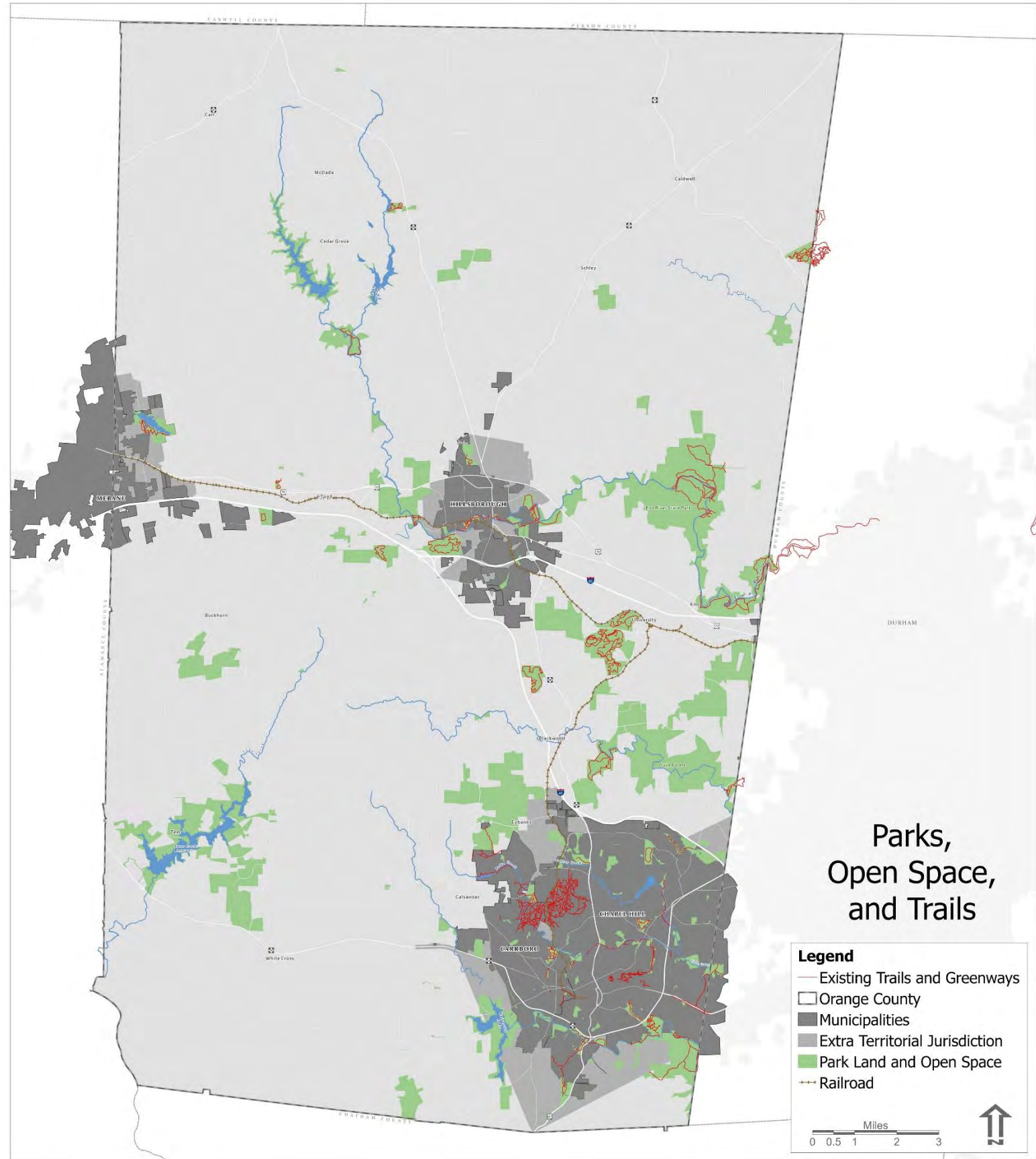
Nuestros Activos Naturales

Datos Clave y Tendencias

Parques, Espacios Abiertos, y Senderos

Los parques y las oportunidades de recreación siguen siendo una prioridad para los residentes del Condado de Orange. **El gobierno del Condado opera 11 parques y centros/activos recreativos dentro del área no incorporada.**

El mapa a la derecha muestra senderos y vías verdes existentes, terrenos para parques y espacios abiertos en el Condado de Orange, incluso dentro de los municipios.



Recursos Naturales

El mapa a la izquierda muestra los recursos naturales en el Condado de Orange, incluidas vías fluviales deterioradas, límites de cuencas fluviales y cuencas hidrográficas. **Estos recursos son importantes tanto para nuestro entorno natural como para nuestra agua potable.**

Muchos residentes del Condado de Orange reciben servicio de una de las cinco empresas de agua potable que prestan servicio al Condado, mientras que casi el 40% de la población del Condado depende de su propio pozo doméstico, utilizando agua subterránea para su suministro de agua (Estado del Medio Ambiente de 2019).

Preservar los recursos naturales y gestionar la escorrentía de aguas pluviales ayudará a mantener la calidad de agua en el Condado de Orange



NUESTRO PATIO

Nuestros Activos Naturales

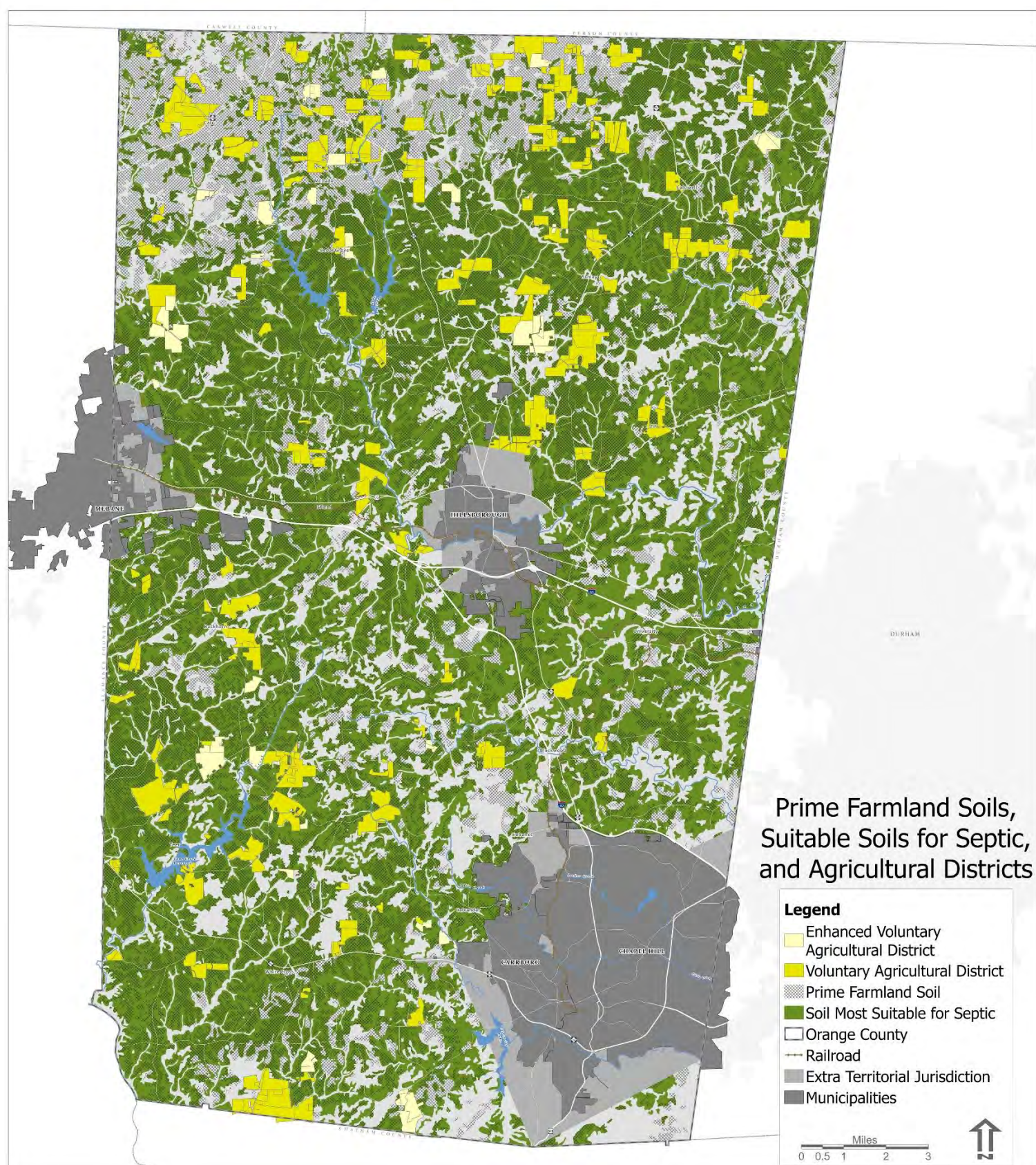
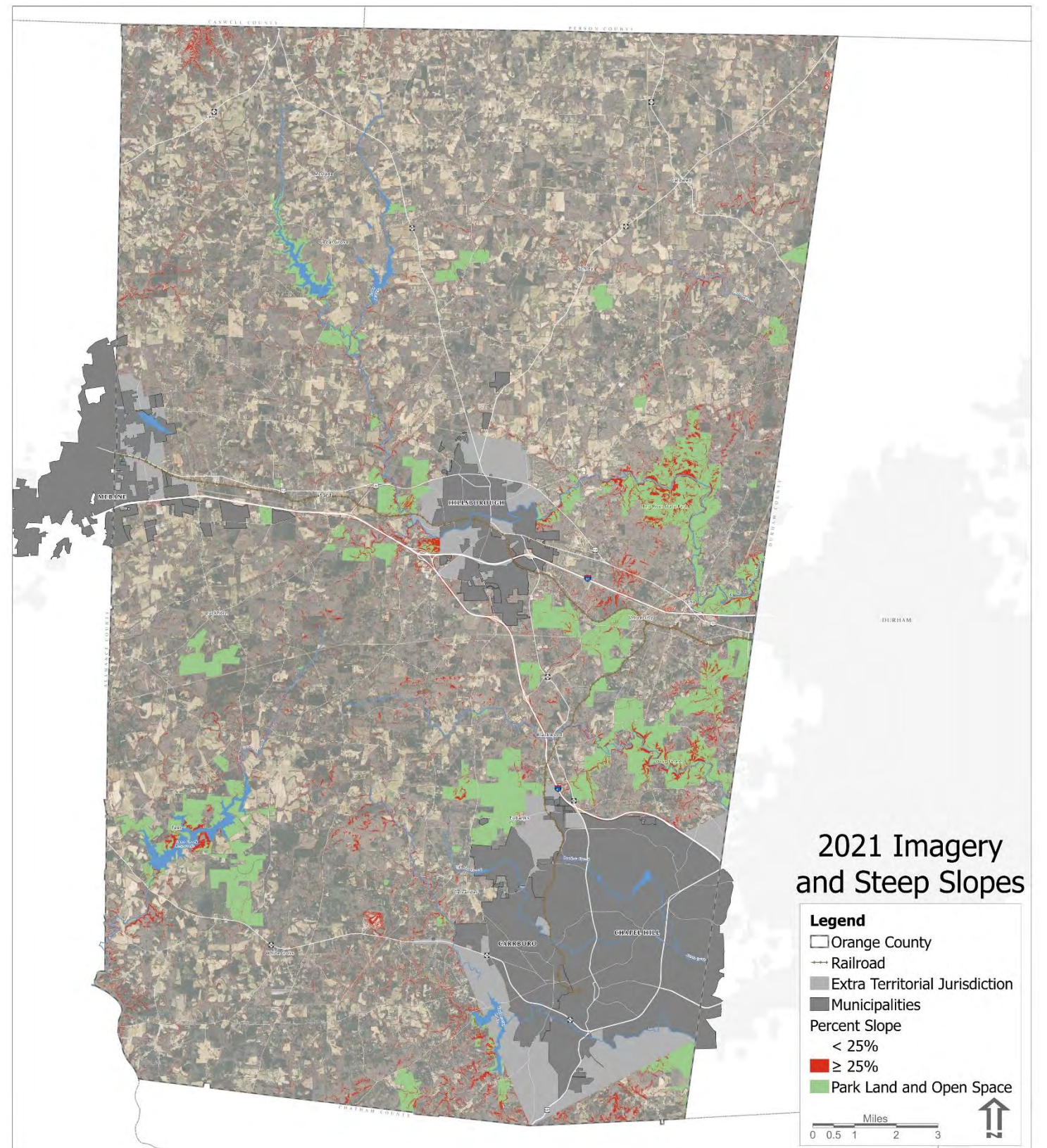
Datos Clave y Tendencias

Continuación

Terreno, Cobertura y Pendientes Pronunciadas

El mapa a la derecha muestra imágenes aéreas de la cobertura terrestre en el Condado de Orange, incluida la cobertura de tres doseles. El mapa también muestra las áreas donde la pendiente es superior al 25%, lo que se considera una pendiente pronunciada.

Las pendientes pronunciadas dificultan el desarrollo y contribuyen al aumento de la escorrentía durante los episodios de lluvia. Esto puede aumentar la escorrentía de aguas pluviales, que ocurre cuando la precipitación fluye sobre la tierra y no penetra en el suelo, transportando fertilizantes, aceite, pesticidas, bacterias y otros contaminantes a arroyos, ríos y lagos.



Tierras Agrícolas y Suelos Adecuados para Sépticos

El mapa de la izquierda muestra los Distritos Agrícolas Voluntarios (VAD) en el Condado de Orange. Los VAD permiten a los propietarios reconocer públicamente sus granjas como tierras agrícolas, fomentan la preservación de las tierras agrícolas y los bosques en funcionamiento y pueden proteger las granjas del desarrollo. Este mapa también muestra suelos aptos para sépticos, lo que significa que las condiciones del suelo permiten el desarrollo residencial.

Si bien la cantidad total de granjas en el Condado de Orange está aumentando, la cantidad total de acres cultivados está disminuyendo. Carolina del Norte ocupa el segundo lugar a nivel nacional, después de Texas, en pérdida de tierras agrícolas para otros usos, principalmente residenciales de baja densidad. La cantidad de granjas y acres totales propiedad de agricultores negros y afroamericanos está aumentando en el condado de Orange.



NUESTRO PATIO

Nuestros Activos Naturales

¡Comparta sus pensamientos!

¿Cuáles cree que serán nuestras necesidades medioambientales más importantes en el futuro? [Coloque puntos al lado de sus tres opciones principales.]

Asegurarse de que las fuentes de agua estén limpias	
Garantizar aire limpio para los residentes.	
Proteger las tierras agrícolas/de trabajo y los suelos saludables.	
Proteger comunidades y propiedades de inundaciones	
Proporcionar nuevas opciones recreativas, como vías verdes, senderos y parques.	
Combatir el cambio climático (por ejemplo, reduciendo las emisiones)	
Otro (describalo escribiendo sus pensamientos en una nota adhesiva).	

¿Cuáles cree que son los beneficios más importantes de proteger la agricultura y la agricultura del Condado? tierras de trabajo? [Coloque puntos al lado de sus tres opciones principales.]

Opciones de comida local y saludable.	
Opciones textiles locales y otros productos agrícolas.	
Preservación de la economía agrícola local y del empleo.	
Turismo de base agrícola (Agroturismo)	
Preservación de suelos excelentes/saludables para uso agrícola futuro	
Preservación del medio ambiente desde el desarrollo.	
No creo que sea necesario proteger las tierras agrícolas en el Condado de Orange.	
Otro (describalo escribiendo sus pensamientos en una nota adhesiva).	

Cuando se imagina el Condado de Orange dentro de 25 años, ¿qué desea que se mantenga igual sobre el entorno físico? ¿Qué quieres cambiar? [Por favor escriba sus pensamientos en notas adhesivas y colóquelas a continuación.]

Mantener lo mismo	Cambiar

¿Existen peligros relacionados con el clima (calor, sequía, incendios forestales, inundaciones, tormentas, etc.) que usted esta particularmente preocupado en el Condado de Orange? ¿Cuáles son?



SHARE YOUR FEEDBACK!

Please fill out the survey below to share your thoughts about the future of Orange County.

OUR NEIGHBORHOOD:

Our Regional and Local Growth Trends

Are you concerned about rising costs of housing? If so, what are your biggest concerns related to costs of housing? [Please check your top three choices.]

- Paying my property taxes
- Unable to afford to purchase a home (down payment, monthly payments, or overall sales price)
- Increasing rental payments
- Unable to afford rental payment
- I am not concerned about rising home prices
- Other: _____

In 2050, what should be Orange County's identity in the region? [Please check your top three choices.]

- Healthcare hub
- Good place to retire
- Well-known for local farms and agritourism (such as farm stands and breweries)
- Safe, family-oriented, with excellent schools
- Growing, diversifying economy with new employment options
- Well-preserved forests, rivers, and other natural spaces
- Vibrant and welcoming community with diverse amenities and multicultural opportunities
- Walk- and bike-friendly community that prioritizes public transit and does not require a car to get around
- Other: _____

What are the key issues related to local and regional growth that should be addressed in this plan? [Please check your top three choices.]

- Need more housing choices
- Need more affordable housing near job opportunities
- Need to maintain a small-town feel with population growth
- Property taxes are too high
- Need more job opportunities in Orange County
- Need more large employers to compete with other counties in the region
- New development could impact our natural environment
- Traffic is getting worse and commutes are getting longer
- Sustainable development to mitigate the impacts of climate change (flooding, heat, hurricanes, etc.)
- Other: _____



SHARE YOUR FEEDBACK!

Please fill out the survey below to share your thoughts about the future of Orange County.

OUR DEN:

Our Diverse People and Communities

What do you like the most about Orange County? [Please check your top three choices.]

- The natural environment
- The people
- It's a great place to raise a family
- Historical and cultural roots
- Opportunities for recreation (such as parks and trails)
- Safe community
- Job opportunities
- Other: _____

What will keep you and/or your family in Orange County over the next 25 years? [Please check your top three choices.]

- More safe and affordable ways to travel to places (biking, walking, or riding a bus/public transit)
- More affordable housing options
- Better access to high quality internet service
- Continued high quality public education
- General lifestyle affordability (housing costs, transportation costs, healthcare costs, and local taxes)
- More job opportunities
- Better access to recreation and the outdoors
- I don't need anything else
- I don't live in Orange County
- Other: _____

What is your biggest concern about the future of the county? Please write your answer below.



SHARE YOUR FEEDBACK!

Please fill out the survey below to share your thoughts about the future of Orange County.

OUR YARD: Our Natural Assets

What do you think are our most important environmental needs in the future?
[Please check your top three choices.]

- Ensure water sources are clean
- Ensure clean air for residents
- Protect agricultural/working lands and healthy soils
- Protect communities and properties from flooding
- Provide new recreational options, such as greenways, trails, and parks
- Combat climate change (such as by reducing emissions)
- Other: _____

What do you think is the most important benefits of protecting the County's agricultural and working lands? [Please check your top three choices.]

- Local, healthy food options
- Local textile and other agricultural product options
- Preservation of the local agricultural economy and jobs
- Agriculture-based tourism (Agritourism)
- Preservation of prime/healthy soils for future agricultural use
- Preservation of the environment from development
- I don't think it's necessary for agricultural land to be protected in Orange County
- Other: _____

When you picture Orange County in 25 years, what do you want to **keep the same about the physical environment? Please write your answer below.**



SHARE YOUR FEEDBACK!

Please fill out the survey below to share your thoughts about the future of Orange County.

OUR YARD:

Our Natural Assets, *continued*

When you picture Orange County in 25 years, what do you want to **change** about the physical environment? Please write your answer below.

Are there climate-related hazards (heat, drought, wildfire, flooding, storms, etc.) that you are particularly concerned about in Orange County? What are they?



SHARE YOUR FEEDBACK!

Please fill out the survey below to share your thoughts about the future of Orange County.

OUR KITCHEN:

Our Economy, Jobs, and Commuting

How should Orange County support workers and the development of new jobs through land use policy? [Please check your top three choices.]

- Plan for new employment uses (manufacturing, production, etc.)
- Increase safe, affordable, and efficient transportation options for workers to get to job training and jobs
- Support entrepreneurship and small business development
- Provide more workforce housing
- Remove regulatory barriers to new businesses in Orange County
- Support small businesses through broadband expansion
- Orange County should not be supporting the development of new jobs
- Other: _____

What types of new employment development* do you support in unincorporated Orange County? [Please check your top three choices.]

- Warehousing and logistics
- Research and development
- Manufacturing and production
- Retail/commercial
- Renewable energy production
- Other: _____

**Stay tuned for the next round of engagement! Next time, we will ask about where these potential employment uses should be located.*

Do you have any other thoughts about economic development or jobs in Orange County? Please write your answer below.

EXIT QUESTIONNAIRE



Please share a little about yourself so we know who has participated in the Orange County Land Use Plan 2050 process.

TELL US ABOUT THE EVENT

How did you hear about this meeting? _____

Were you comfortable sharing your input today?

- Yes No Other: _____

Will you participate in future events?

- Yes No Maybe

TELL US ABOUT YOURSELF

If you are willing to share some information about yourself, it will help us ensure we are reaching a broad set of voices.

Which racial or ethnicity group do you most closely identify with?

- Asian Black / African-American American Indian / Alaska Native
 White / Caucasian Two or more races
 Other: _____

Are you Hispanic / Latinx? Yes No

What is your age?

- <15 years 25-34 years 45-54 years 65 or over
 15-24 years 35-44 years 55-64 years

Where do you live?

- Carrboro Chapel Hill Hillsborough Mebane
 Unincorporated Orange County (Rural)
 I do not live in Orange County
 Other: _____

Tell us about your connection to Orange County. [Please check all that apply.]

- I rent a home I own a home
 I own a local business I work at a local business
 Regional interest/stakeholder
 Other: _____

Is there anything else you'd like to share with us?

SALIR DEL CUESTIONARIO

Por favor comparte un poco sobre usted para que sepamos quién ha participado en el proceso del Plan de Uso de Suelos 2050 del Condado de Orange.

CUÉNTENOS SOBRE EL EVENTO

¿Cómo se enteró de esta reunión? _____

¿Se sintió cómodo compartiendo su opinión hoy?

Sí No Otro: _____

¿Participará usted en futuros eventos?

Sí No Tal vez

CUÉNTENOS ACERCA DE USTED

Si está dispuesto a compartir alguna información sobre usted, nos ayudará a garantizar que lleguemos a un amplio conjunto de voces.

¿Con qué grupo racial o étnico se identificas más estrechamente?

asiático Negro / Afroamericano Indio americano/nativo de Alaska
 Blanco / Caucásico Dos o más razas
 Otro: _____

¿Es usted hispano/ Latinx? Sí No

¿Cuál es su edad?

<15 años 25-34 años 45-54 años 65 o más
 15-24 años 35-44 años 55-64 años

¿Dónde vive?

Carrboro colina de la capilla Hillsborough Mebane
 Condado de Orange no incorporado (rural)
 No vivo en el Condado de Orange.
 Otro: _____

Cuéntenos sobre su conexión con el Condado de Orange. [Por favor marque todos los que apliquen.]

alquilo una casa soy dueño de una casa
 Soy dueño de un negocio local trabajo en un negocio local
 Interés regional/parte interesada
 Otro: _____

¿Hay algo más que le gustaría compartir con nosotros?

